



## Orchard Head Year 2: Home Learning Schedule

<b>W/C 15<sup>th</sup> June</b>	<b>Monday</b>	<b>Tuesday</b>	<b>Wednesday</b>	<b>Thursday</b>	<b>Friday</b>
<b>Maths</b> <i>9:30 – 10:15am</i>	<b>Lesson 1: Identifying tens and ones</b> Identify the value of two-digit numbers (e.g. 24 has 2 tens and 4 ones). Click <a href="#">here</a> . <b>Watch the video and complete Activity 1 online. Then, complete the activities within this pack.</b>	<b>Lesson 2: Find one more and one less</b> Finding one more and one less of a given two-digit number. Click <a href="#">here</a> . <b>Watch the video and complete Activities 1 and 2 online. Then, complete the activities within this pack.</b>	<b>Lesson 3: Adding and subtracting ones</b> Adding and subtracting ones from a given number. Click <a href="#">here</a> . <b>Watch the video on WRMH. Summer Term – Week 3 (w/c 4<sup>th</sup> May) → Lesson 4. Then, complete the activities within this pack.</b>	<b>Lesson 4: Adding and subtracting tens</b> Adding and subtracting tens from a given number. Click <a href="#">here</a> . <b>Watch the video on WRMH. Summer Term – Week 4 (w/c 11<sup>th</sup> May) → Lesson 1 Adding and Subtracting Tens. Then, complete the activities within this pack.</b>	<b>Lesson 5: Compare number sentences</b> Comparing number sentences using < (less than), > (more than) and = (equal to). Click <a href="#">here</a> . <b>Watch the video on WRMH. Summer Term – Week 3 (w/c 4<sup>th</sup> May) → Lesson 2 Compare Number Sentences. Then, complete the activities within this pack.</b>
<b>Remember to share your learning on Class Dojo!</b> <p style="text-align: center;"><i>Take a photo of your work and upload it to the Portfolio section for your teacher to see.</i></p>					
<b>English</b> <i>10:45 – 11:30am</i>	<b>Lesson 1: To retrieve information</b> Learn how to retrieve key information from the text. Click <a href="#">here</a> .	<b>Lesson 2: To find the meaning of words</b> To find and understand the meaning of key words. Click <a href="#">here</a> .	<b>Lesson 3: To identify key features of instructions</b> Learn the key features of instructions. Click <a href="#">here</a> .	<b>Lesson 4: To identify and use adverbs</b> Learn about adverbs of time and manner and when to use them. Click <a href="#">here</a> .	<b>Lesson 5: To write a set of instructions</b> Write a set of instructions to explain how to create a firework display. Click <a href="#">here</a> .
<b>This week's spellings are:</b> door – floor – poor – because – find – kind – mind – behind – child – children					
<b>Having any problems with the tasks?</b> <p style="text-align: center;"><i>Feel free to pop any questions or issues onto our class Padlet <a href="#">here!</a></i></p>					
<b>A live discussion and feedback session, with your classmates and teacher, about each day's learning is coming soon. Look out for further details about how to access this fantastic resource!</b>					



## English – Lesson 1

### This week's spellings

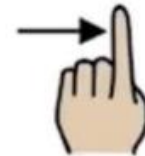
1. door
2. floor
3. poor
4. because
5. find
6. kind
7. mind
8. behind
9. child
10. children

### Key Skill: Retrieving

1) Read the question



2) Scan the text



3) Find the information



4) Record the answer





## English – Lesson 1

## The Firework Maker's Daughter – Phillip Pullman

1) Where did the Firework Maker live? Tick one.

In a country by the river

In a country in the north

In a country east of the  
jungle

In a country next to the  
ocean

2) What happened to Lila's mother when she was young?

Write

---

---

Correction

---

3) 'Many a time she burnt her little fingers' (Page 2)  
Write down two things that Lalchand did to make Lila  
feel better after she burnt her fingers.

Write

1.

---

2.

---

Correction

1.

---

2.





---



## This week's spellings

1. door
2. floor
3. poor
4. because
5. find
6. kind
7. mind
8. behind
9. child
10. children

### Key Skill: Translating

- 1) Read the word 
- 2) Read the whole sentence around the word 
- 3) Think about what the word might mean 
- 4) Record your answer 



## English – Lesson 2

## The Firework Maker's Daughter – Phillip Pullman

### 1) 'The child was a cross little thing' (Page 1)

This means Lila was...

Tick one.

sad

happy

angry

confused

### 3) 'Instead of burning with a steady green glimmer, it sprayed out wicked little sparks' (Page 3)

Find and copy one word which shows that Lila's Java Light was exciting.

Write

Correction

### 2) 'As the fire flared and the sparks danced' (Page 2)

Flared means...

Tick two.

burned

shone

fizzed

blew

### 4) What does the name 'Shimmering Coins' tell the reader about the firework? (Page 4).

Tick one.

They made you feel rich.

They were round.

They shined brightly.

They sounded like money.



## This week's spellings

1. door
2. floor
3. poor
4. because
5. find
6. kind
7. mind
8. behind
9. child
10. children

### Features of instructions

1. Heading

2. Subheadings

3. Adverbs of a) time b) manner

4. Imperative verbs

5. Numbers

6. List of equipment



## Your turn!

### How to make a fruit salad

#### Equipment

- Knife
- Apples
- Bananas
- Orange Juice
- Bowl
- Chopping board
- Spoon
- Blueberries

#### Instructions

1. First, carefully cut two apples into fine slices.
2. Next, chop up two bananas into small pieces.
3. Then, gently pour in one cup of orange juice.
4. After that, slowly mix it all together.
5. Finally, add a sprinkle of blueberries and enjoy!

1. Heading

2. Subheadings

3. Adverbs of a) time b) manner

4. Imperative verbs

5. Numbers

6. List of equipment



## This week's spellings

1. door
2. floor
3. poor
4. because
5. find
6. kind
7. mind
8. behind
9. child
10. children

### Adverbs of time and manner



#### Adverb of **time**

An adverb of **time** tells us **when** something happens.

**Finally**, the car arrived.



#### Adverb of **manner**

An adverb of **manner** tells us **how** something happens.

He sat down **quietly**.





## English – Lesson 4

## The Firework Maker's Daughter – Phillip Pullman

 Underline the adverbs of time.

? Highlight or circle the adverbs of manner.

The man walked along the street slowly. Next, he arrived at the shop. He chatted loudly to the shopkeeper. After that, he bought a loaf of bread. He went home quickly and ate the bread. Finally, he made a cup of tea and read his book peacefully.

 Adverb of time

? Adverb of manner

Choose an appropriate **adverb of time** to start each sentence.

- 1) \_\_\_\_\_ spread the butter.
- 2) \_\_\_\_\_ slice the cucumber.
- 3) \_\_\_\_\_ close the sandwich and enjoy!

finally	first	then
---------	-------	------

 Adverb of time

? Adverb of manner

Choose an appropriate **adverb of manner** to start each sentence.

- 1) \_\_\_\_\_ spread the butter.
- 2) \_\_\_\_\_ slice the cucumber.
- 3) \_\_\_\_\_ close the sandwich and enjoy!

carefully	finely	gently
-----------	--------	--------



## This week's spellings

1. door
2. floor
3. poor
4. because
5. find
6. kind
7. mind
8. behind
9. child
10. children



Our instructions will explain how to create a firework display.

### Star Words

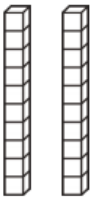
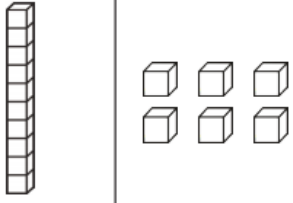
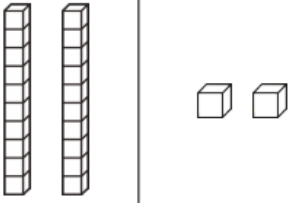
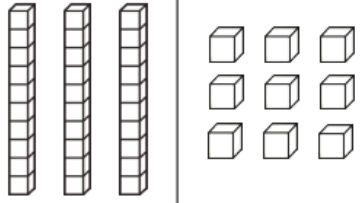
Adverbs of time	Adverbs of manner	Verbs	Fireworks
First	Loudly	Announce	Leaping Monkey
Then	Carefully	Place	Golden Sneeze
Next	Joyfully	Light	Java Light
Finally	Happily	Watch	Tumbling Demon
	Gently		
	Slowly		



## Maths – Lesson 1

### Task One


Identify how many tens and ones are shown in each picture.

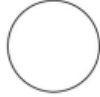
	
tens	ones
	
tens	ones
	
tens	ones
	
tens	ones

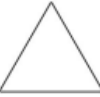
### Task Two


Crack the codes by identifying what each number is. Then, identify the value of the tens and ones by completing each question.


### Code Breaking


  
1

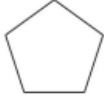
  
7


  
3


  
8

  
4




  
2

  
9















  
6

  
5

---

**Example**   , what is  worth? 20

---

- In the number   , what is  worth? \_\_\_\_\_
- In the number   , what is  worth? \_\_\_\_\_
- In the number    , what is  worth? \_\_\_\_\_
- In the number    , what is  worth? \_\_\_\_\_




## Maths – Lesson 2

### Task One

### 1 Less 1 More

Can you find 1 less and 1 more than the number shown?



### Task Two

Complete the calculations.

a)  $14 + 1 =$

e)  $19 - 1 =$

b)  $22 + 1 =$

f)  $33 +$    $= 34$

c)  $54 + 1 =$

g)  $18 = 19 -$

d)   $= 1 + 61$

h)   $= 89 - 1$



## Maths – Lesson 3

### Task One

Complete the calculations.

a)  $14 + 2 =$

e)  $19 - 2 =$

b)  $22 + 3 =$

f)  $33 +$    $= 35$

c)  $54 + 4 =$

g)  $12 = 19 -$

d)   $= 5 + 61$

h)   $= 89 - 3$

### Task Two

Talia had 83 jewels and she found 4 more. How many does she have now?



87     eighty-one     eighty-two     88

Write the correct symbols for the calculations.

A.  $63$    $4 = 67$

B.  $84$    $2 = 82$



## Maths – Lesson 4

### Task One

1. Use Base 10 to complete the number sequence.

10  30 40  60

15  35  55 65

2. What is 10 **more** than the number below?



3. What is 10 **less** than the number below?




4. Can you find 10 more and 10 less?

48 → 10 more →

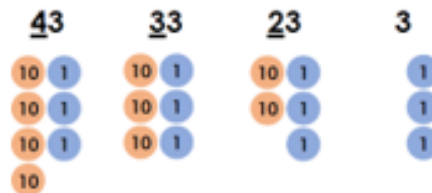
56 → 10 less →

65 → 10 less →

5. Poppy says "My flower is 38cm tall. If it grows 10cm more it will be 58cm tall". Is she correct? Explain your answer.



6. This number sequence adds 10 more each time. True or false?





## Maths – Lesson 5

### Compare number sentences

White  
Rose  
Maths

- 1 Mo has 4 blue sweets and 3 pink sweets.



Rosie has 4 blue sweets and 5 pink sweets.

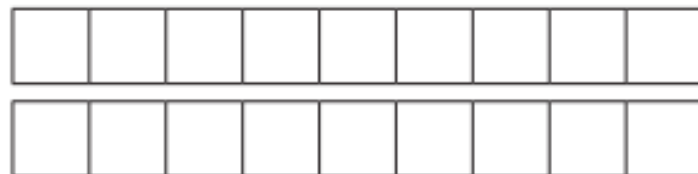


Who has more sweets? \_\_\_\_\_

Explain how you know.



- 2 Colour the bar models to show that  
 $3 + 6 = 8 + 1$



Write one more calculation that gives the same answer.

\_\_\_\_\_



- 3 Draw counters to show  $9 + 3$



Draw counters to show  $9 + 4$



Write  $<$ ,  $>$  or  $=$  to make the statement correct.

$$9 + 3 \bigcirc 9 + 4$$

- 4 Write  $<$ ,  $>$  or  $=$  to make the statements correct.

a)  $3 + 5 \bigcirc 3 + 9$

b)  $7 + 2 \bigcirc 4 + 2$

c)  $10 + 5 \bigcirc 9 + 6$

