



## Orchard Head Reception Home Learning Schedule

<b>W/C 6<sup>th</sup> July</b>	<b>Monday</b>	<b>Tuesday</b>	<b>Wednesday</b>	<b>Thursday</b>	<b>Friday</b>
<p><b>Story time</b></p> <p><i>Each week different Early Years staff will read a story to you. This week it is the staff at De Lacy Primary School.</i></p>	<p><b><u>Barry the Fish with Fingers</u></b></p> <p>Puffy the Puffer fish can blow the best bubbles. Think about your talents and write down what you are good at doing.</p>	<p><b><u>Commotion in the Ocean</u></b></p> <p>This book is filled with rhyming words. Can you cut out the words below and match the rhyming words. There is a sheet for writing rhyming words if you would like to challenge yourself.</p> <div style="text-align: right;"></div>	<p><b><u>Rainbow Fish</u></b></p> <p>What makes a good friend? Can you write some of the words down? Can you create a rainbow using different materials in your house?</p> <div style="text-align: center;"></div>	<p><b><u>Sharing A Shell</u></b></p> <p>Can you think about if you lived in a shell? Where would you like your shell to visit? Can you design a home for three creatures to share?</p>	<p><b><u>Tiddler</u></b></p> <p>There are lots of sea creatures in this book. Can you create a fact file about a sea creature?</p>
<p><b>We have produced a 'pre-teach' video to introduce this week's learning in English. We recommend watching the video before commencing Lesson 1. Please click <a href="#">here</a> to view this.</b></p>					
<p><b>Phonics</b></p> <p><i>Suggested timing: 45 mins per lesson</i></p> <p><b>This week our sounds will be:</b> <i>Set 2: ee, igh, ow, oo, oo.</i> <i>Set 3 sounds and tricky words.</i></p>	<p><b><u>RWI Set 2 or 3 Phonics.</u></b></p> <p>Click on the above link and scroll down on You Tube. Click on Set 2 or set 3 speedy sound. Can you complete the 'ee' worksheet?</p>	<p><b><u>RWI Set 2 or 3 Phonics</u></b></p> <p>Click on the above link and scroll down on You Tube. Click on Set 2 or set 3 speedy sound. Can you complete the 'igh' worksheet?</p>	<p><b><u>RWI Set 2 or 3 Phonics</u></b></p> <p>Click on the above link and scroll down on You Tube. Click on Set 2 or Set 3 speedy sound for today. Can you read the 'ow' words?</p>	<p><b><u>RWI Set 2 or 3 Phonics</u></b></p> <p>Click on the above link and scroll down on You Tube. Click on Set 2 or Set 3 speedy sound for today. Click <a href="#">here</a> and select the sound you have learnt today. Read the sentences.</p>	<p><b><u>RWI Set 2 or 3 Phonics</u></b></p> <p>Click on the above link the link and scroll down on You Tube. Click on Set 2 or Set 3 speedy sound for today. Write as many words down from the sounds you have learnt this week in 3 minutes.</p>
	<p><b>Remember to share your learning on Class Dojo or Tapestry!</b></p> <p><i>Take a photo of your work and upload it to the Portfolio section for your teacher to see.</i></p>				
<p><b>Maths</b></p> <p><i>Suggested timing: 45 mins per lesson</i></p> <p><b>This week our learning will all be based on:</b> <i>Subtracting by counting back.</i> <i>Halving.</i></p>	<p>Find 8 toys. Can you take 3 away? How many do you have now? (Repeat this for other numbers).</p> <p>Complete the Bug Subtraction activity below.</p>	<p>Play the online game 'Rabbit Take away'.</p> <p style="text-align: center;"><b><u>Rabbit Take Away</u></b></p> <p>Complete the Dinosaur Subtraction activity below.</p>	<p>Can you show me 9 fingers? Now count back 4. How many will this be? How do you know?</p> <p style="text-align: center;"><b><u>Bottle Subtraction Game</u></b></p>	<p>Can you remember that double means 'twice as many'? Today we will learn that 'half' is the opposite.</p> <p>Watch this Numberblocks clip to find out about doubling and halving!</p>	<p>Can you remember what half means?</p> <p>Ask a grown up to say a number. Can you say half? (Use the Half Matching jigsaw from yesterday to help you remember).</p>



We have produced a 'pre-teach' video to introduce this week's learning in maths. We recommend watching the video before commencing Lesson 1. Please click [here](#) to view this.

Complete the Butterfly Subtraction activity below.



**\*\*Challenge\*\*** Number Line Subtraction

### Numberblocks

Could you cut out and make the Half Matching Jigsaw below? Can you remember which numbers go together?

Complete the ladybird Halving to 10 activity below.

**\*\*Challenge\*\*** Can you play the Halves Game?

## **Creative Ideas: The stories this week are based upon an Under the Sea theme.**

Use paints, pens, pencils or collage materials to create an under the sea picture.

Could you create an aquarium using a cardboard box?

Could you make some salt dough sea creatures? [Salt Dough Recipe](#)

Can you act out any of the stories from this week?

**We can't wait to see what you have been learning and making at home!**



padlet

### **Having any problems with the tasks?**

Feel free to pop any questions or issues onto our class Padlet [here](#)!



padlet

**Don't forget to join us every afternoon, Monday to Friday, at 1:30pm. Click [here](#) to take part in a live discussion on Microsoft Teams about the day's learning alongside your classmates and teacher.**



## Lesson 2 – Rhyming Cards



cat	lip	pot
rat	zip	hot
bat	rip	cot
mat	sip	bot
hat	dip	jot
sat	tip	rot





## Lesson 2 – Challenge Activity



Can you write some words that rhyme with

# Hat

---

---


---

---

Can you write a rhyming sentence using your words?





## Lesson 5












Sea creature fact file

---





igh

		
n _ _ _ t	l _ _ _ t	f _ _ _ t
		
th _ _ _	fl _ _ _ t	t _ _ _ t
		
kn _ _ _ t	h _ _ _	r _ _ _ t

Answers

night    light    fight    thigh  
flight    tight    knight    high  
right



Name: \_\_\_\_\_ Date: \_\_\_\_\_

**ee**

All these words have **ee** in them. Write the words in the spaces. Hint: there is a line for every letter in the word!



Answers

bee

tree

heel

three

sheep

sleep

sweet

queen





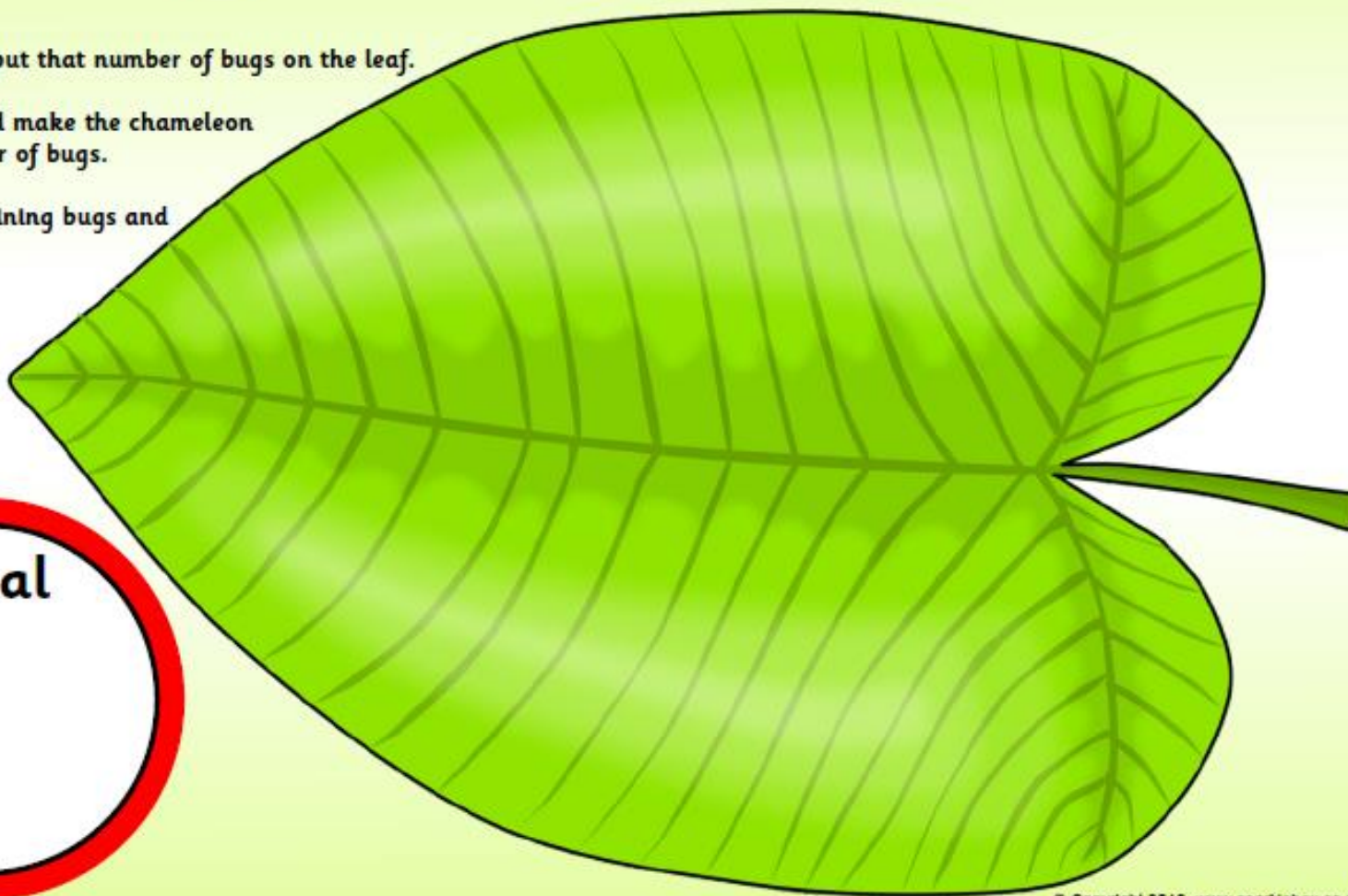




## Maths - Lesson 1 Bug Subtraction

# Bug Subtraction

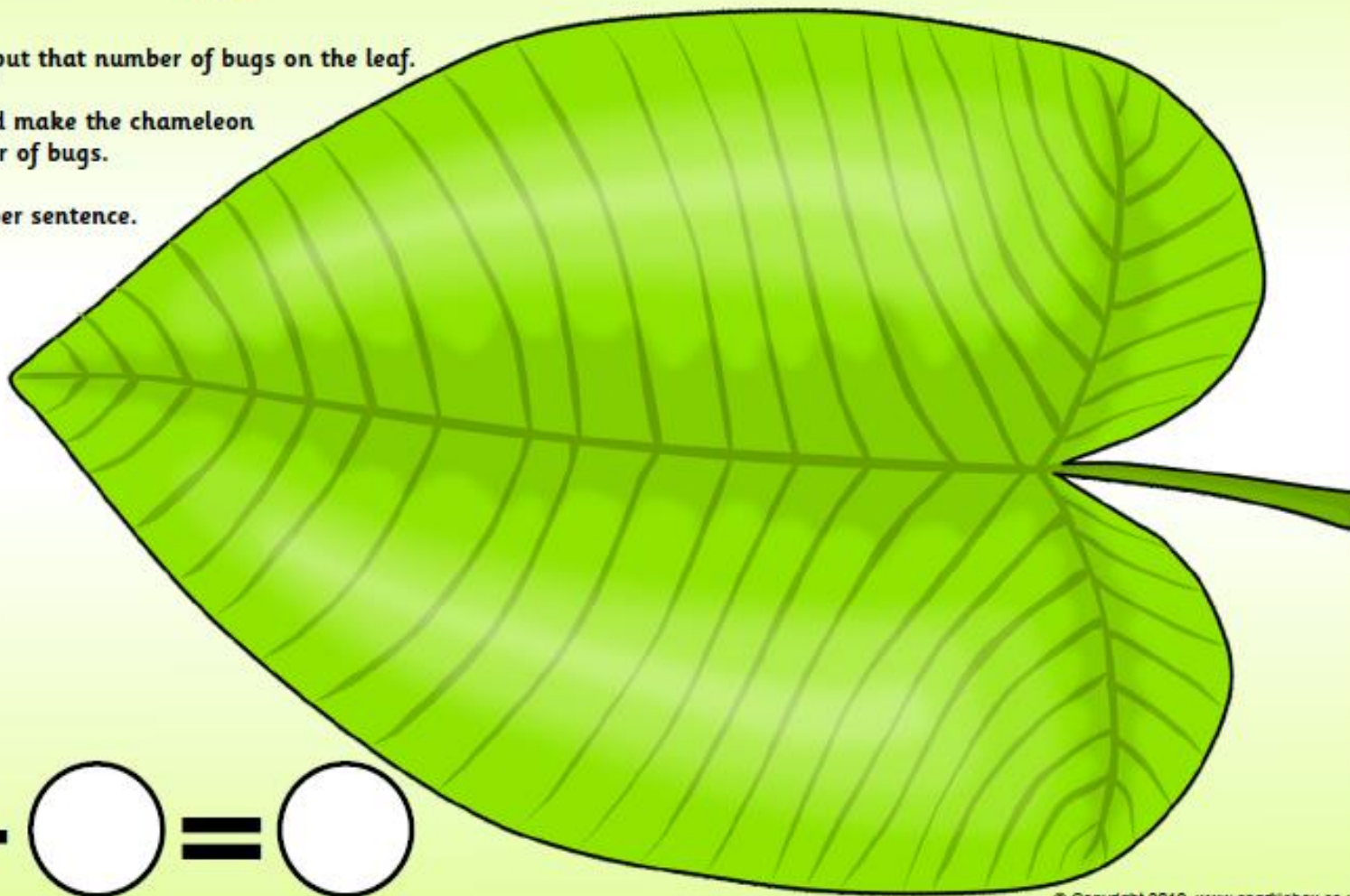
1. Roll a die and put that number of bugs on the leaf.
2. Roll the die and make the chameleon eat that number of bugs.
3. Count the remaining bugs and write the total.





# Bug Subtraction

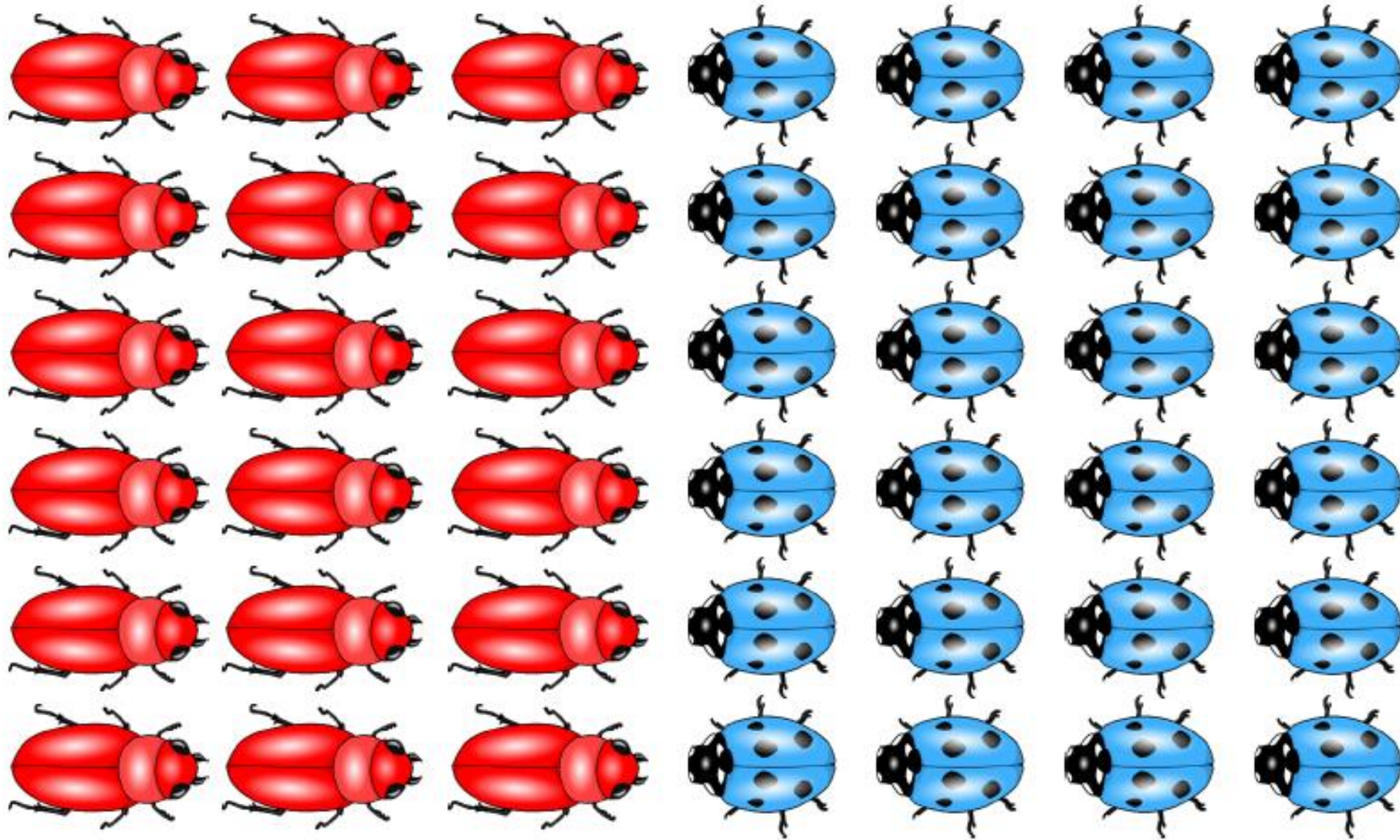
1. Roll a die and put that number of bugs on the leaf.
2. Roll the die and make the chameleon eat that number of bugs.
3. Write the number sentence.






$$\bigcirc - \bigcirc = \bigcirc$$



Cut these out for the children to place on their leaf.



Children can use this chameleon character to come and 'eat' the bugs on their leaf.





# Dinosaur Subtraction


Write the answers in the circles.



$$- \quad \mathbf{1} \quad = \quad \bigcirc$$




$$- \quad \mathbf{2} \quad = \quad \bigcirc$$




$$- \quad \mathbf{1} \quad = \quad \bigcirc$$



$$- \quad \mathbf{1} \quad = \quad \bigcirc$$



$$- \quad \mathbf{3} \quad = \quad \bigcirc$$



$$- \quad \mathbf{2} \quad = \quad \bigcirc$$



## Maths - Lesson 3 Butterfly Subtraction

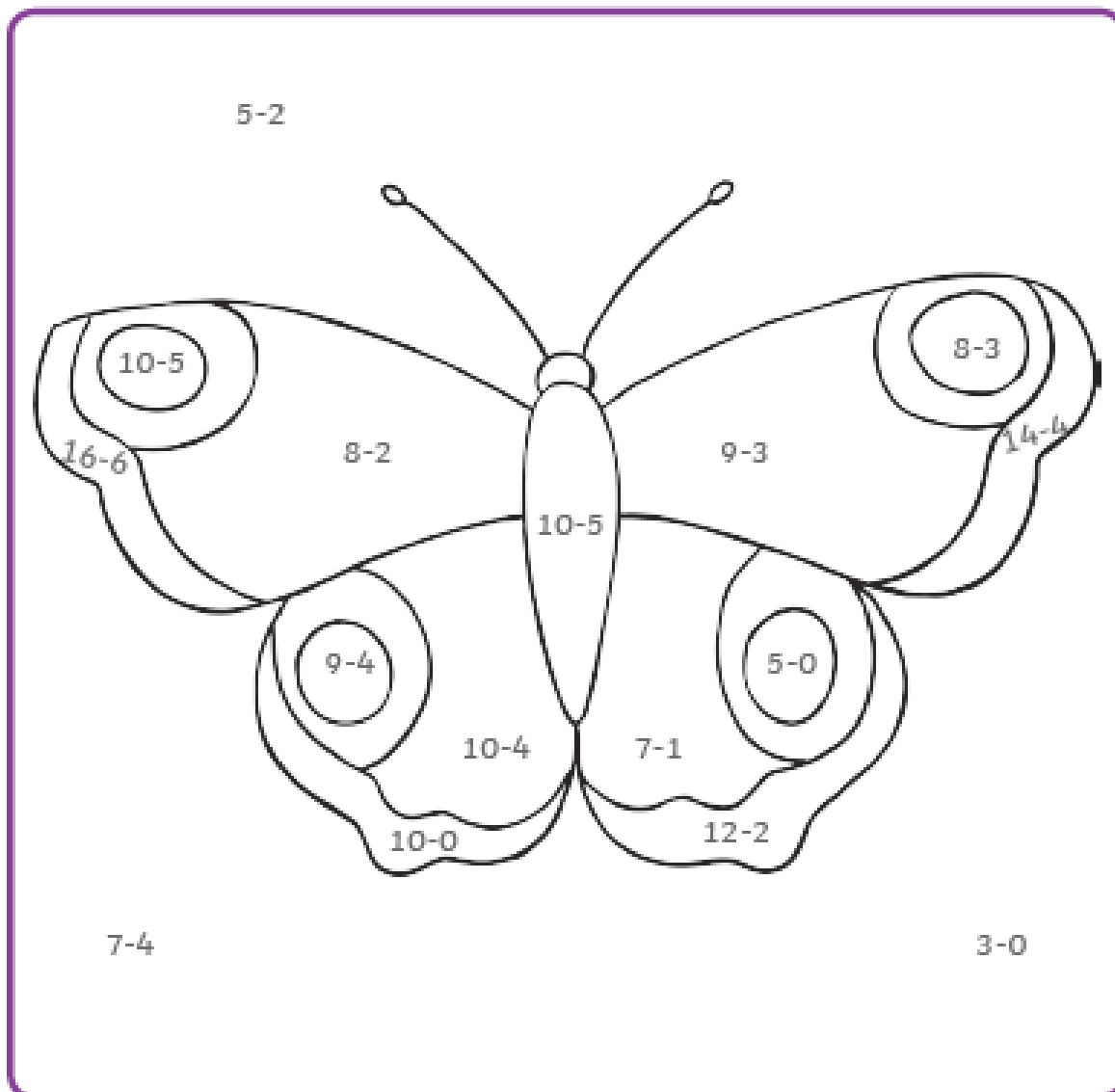


# Butterfly Subtraction Puzzle

Do you know which colours to use?



Subtract the numbers to find out which colour to use.

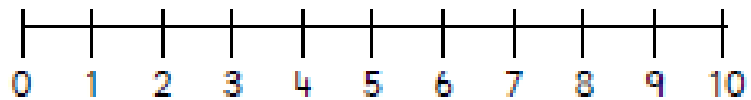




# ☆ ☆ Number Line Subtraction ☆ ☆

Finish the number sentences. Use the number lines to help.

$8 - 1 = \square$



$6 - 3 = \square$



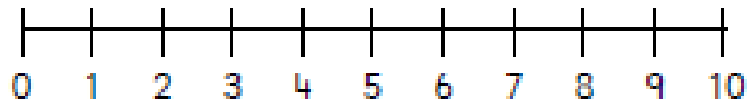
$9 - 7 = \square$



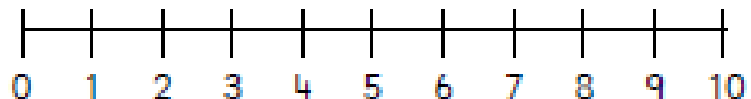
$10 - 6 = \square$



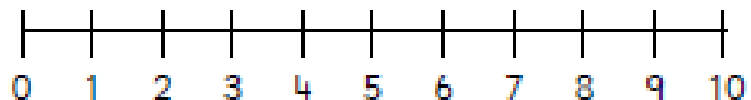
$5 - 2 = \square$



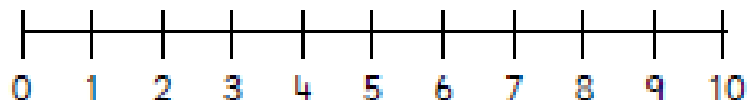
$9 - 4 = \square$



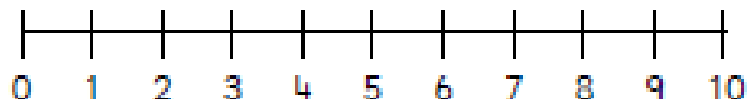
$4 - 2 = \square$



$8 - 7 = \square$




$10 - 3 = \square$



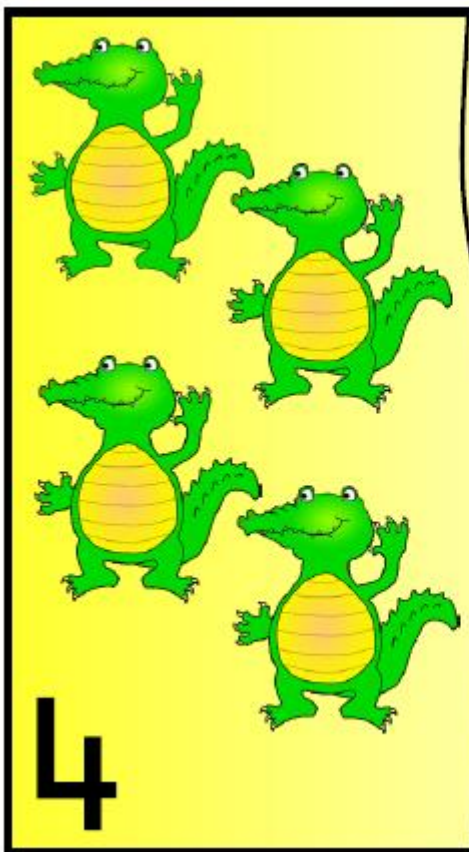






Maths - Lesson 4: Half Matching Jigsaw




Half is...



Half is...






Half is...

3


6



Half is...

4


8



Half is...

5

10

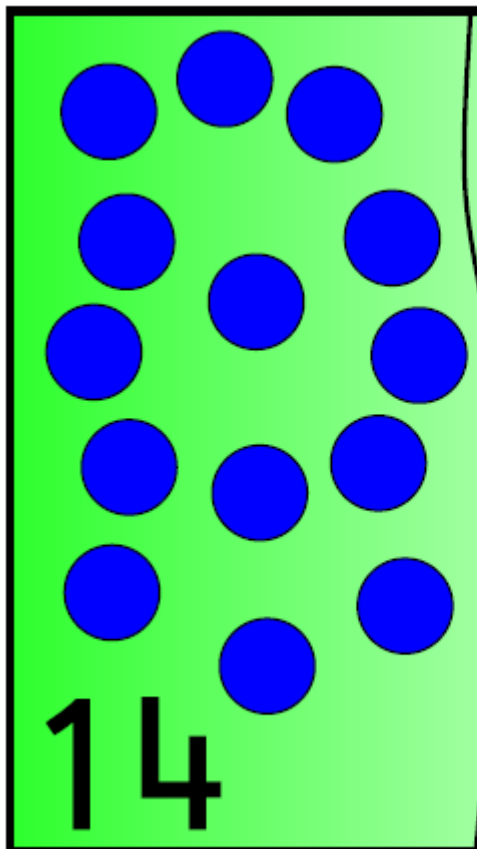


Half is...

6

12



 <p>14</p>	<p>Half is...</p> <p>7</p>
--	----------------------------

 <p>16</p>	<p>Half is...</p> <p>8</p>
---	----------------------------



Half is...

9

18


Half is...

10


20




# Ladybird Halving to 10




Half of 2 is \_\_\_\_\_



Half of 4 is \_\_\_\_\_



Half of 6 is \_\_\_\_\_



Half of 8 is \_\_\_\_\_



Half of 10 is \_\_\_\_\_



# Halves Game

Halve 2	Halve 18	Halve 8		Halve 18	Halve 14	Halve 4
Halve 4		Halve 20		Halve 2		Halve 16
Halve 6		Halve 12		Halve 10		Halve 20
Halve 10		Halve 14		Halve 12		
START		Halve 16	Halve 6	Halve 8		



Roll a die to move along the board.  
Say the half of the number you land on. If you don't know it, move back.