




Orchard Head Year 4: Home Learning Schedule

W/C 6 th July	Monday	Tuesday	Wednesday	Thursday	Friday
<p>Maths</p> <p><i>Suggested timing: 45 mins per lesson</i></p> <p>This week we will be focussing upon: Fractions</p> <p>We have provided a 'pre-teach' maths video to further support your child in their learning. This will be incredibly useful to view before commencing the first lesson. Click here.</p>	<p>Lesson 1: Simplifying Fractions</p> <p>Learn how to simplify fractions to their smallest form by clicking here. You will find 2 videos and 3 interactive activities.</p>	<p>Lesson 2: Equivalent Fractions</p> <p>Learn how to find fractions of the same value, which means they are equivalent. Click here. You will find videos, an interactive activity and a task to complete.</p>	<p>Lesson 3: Comparing Fractions</p> <p>Learn how to compare fractions, including fractions that are greater than a whole. Click here. You will find videos, an interactive activity and a task to complete.</p>	<p>Lesson 4: Fractions of Amounts</p> <p>Learn how to find a fraction of an amount by clicking here. You will find videos, an interactive activity and a task to complete.</p>	<p>Lesson 5: Consolidation</p> <p>Apply your learning from across the previous sessions by undertaking the weekly Maths challenges! Click here. These are designed to test your problem solving skills.</p>
<p>Remember to log in to TTRockstars each week to practise your times tables.</p>					
<p>Remember to share your learning on Class Dojo!</p> <p>Take a photo of your work and upload it to the Portfolio section for your teacher to see.</p>					
<p>English</p> <p><i>Suggested timing: 45 mins per lesson</i></p> <p>This week our text type is a: Newspaper Report</p> <p>We have also provided a 'pre-teach' English video to further support your child in their learning. Both videos have been created by Pontefract Academies Trust staff. Click here.</p>	<p>Lesson 1: Reading Comprehension – Find and copy</p> <p>Description: Learn how to quickly find facts within a text. Click here. You will find a quiz, a video and a task to complete.</p>	<p>Lesson 2: Reading Comprehension - Inference</p> <p>Description: Learn how to form an opinion by reading between the lines. Click here. You will find a quiz, a video and a task to complete.</p>	<p>Lesson 3: Writing – Identify features of a text</p> <p>Description: Learn how to identify the features of a newspaper report. Click here. You will find a quiz, a video and a task to complete.</p>	<p>Lesson 4: Writing – Inverted commas</p> <p>Description: Learn how to correctly punctuate speech. Click here. You will find a quiz, a video and a task to complete.</p>	<p>Lesson 5: Writing – Create a newspaper report</p> <p>Description: Learn how to include all the features when creating your own newspaper report. Click here. You will find a quiz, a video and a task to complete.</p>
<p>This week's spellings are: subdivide, subheading, submerge, interact, intercity, international.</p>					
<p>Having any problems with the tasks?</p> <p>Feel free to pop any questions or issues onto our class Padlet here!</p>					
<p>Don't forget to join us every afternoon, Monday to Friday, at 2pm. Click here to take part in a live discussion on Microsoft Teams about the day's learning alongside your classmates and teacher.</p>					



Maths – Lesson 1

Task 1



- c. What do you notice about the shading in the two shapes?
d. What does this tell you about $\frac{3}{4}$ and $\frac{6}{8}$?

Task 2

1. $\frac{4}{16} = \frac{\quad}{\quad}$

2. $\frac{14}{21} = \frac{\quad}{\quad}$

3. $\frac{6}{15} = \frac{\quad}{\quad}$

4. $\frac{18}{34} = \frac{\quad}{\quad}$

5. $\frac{9}{12} = \frac{\quad}{\quad}$

6. $\frac{36}{45} = \frac{\quad}{\quad}$

Simplifying Fractions – SNAP

$\frac{1}{2}$	$\frac{1}{3}$	$\frac{1}{4}$	$\frac{2}{4}$
$\frac{2}{6}$	$\frac{2}{3}$	$\frac{2}{8}$	$\frac{3}{4}$
$\frac{3}{5}$	$\frac{3}{6}$	$\frac{3}{12}$	$\frac{6}{8}$
$\frac{5}{10}$	$\frac{6}{10}$	$\frac{4}{12}$	$\frac{9}{12}$
$\frac{15}{20}$	$\frac{8}{24}$	$\frac{10}{40}$	$\frac{100}{300}$

All answers to the above questions can also be found at the bottom of this document.



Maths – Lesson 2



- 1 For each of the following, put a circle around the shapes which have the equivalent fraction shaded. An example is shown.

a $\frac{1}{2}$

b $\frac{3}{4}$

c $\frac{1}{6}$

- 2 Shade the equivalent fraction in each shape. An example is shown.

a $\frac{1}{4}$

b $\frac{2}{5}$

3)

Complete the following fractions to make the fractions equivalent.

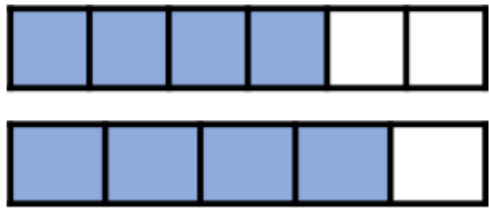
1.	2.	3.	4.
$\frac{1}{2} = \frac{\square}{8}$	$\frac{3}{\square} = \frac{6}{10}$	$\frac{3}{4} = \frac{12}{\square}$	$\frac{\square}{10} = \frac{1}{2}$
5.	6.	7.	8.
$\frac{7}{\square} = \frac{14}{16}$	$\frac{2}{3} = \frac{\square}{12}$	$\frac{\square}{6} = \frac{4}{24}$	$\frac{1}{8} = \frac{2}{\square}$

All answers to the above questions can also be found at the bottom of this document.



Maths – Lesson 3

- 1 Complete the sentence using **greater** or **less** to compare the fractions.



$\frac{4}{6}$ is _____ than $\frac{4}{5}$

- 2 Complete the statements using $<$, $>$ or $=$

$$\frac{2}{5} \bigcirc \frac{3}{5}$$

$$\frac{11}{13} \bigcirc \frac{10}{13}$$

$$\frac{6}{7} \bigcirc \frac{6}{8}$$

$$\frac{37}{40} \bigcirc \frac{37}{14}$$

- 3 Explain how you know $\frac{5}{3}$ is greater than $\frac{8}{9}$ without drawing a bar model or doing any calculations.

- 4 Complete the statements with a fraction with the same numerator.

$$\frac{4}{7} > \square$$

$$\frac{8}{13} < \square$$

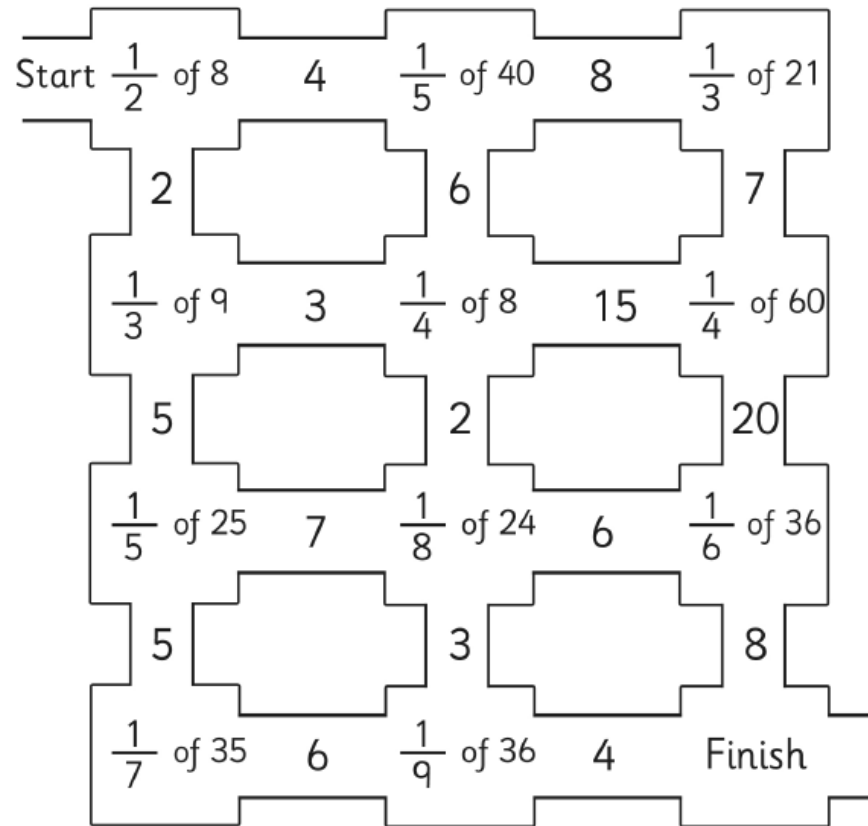
$$\frac{6}{7} < \square$$

$$\square > \frac{3}{100}$$

All answers to the above questions can also be found at the bottom of this document.



Maths – Lesson 4



Jane watched a film that was 120 minutes long. $\frac{5}{6}$ of the way through the film, the doorbell rang. She paused the film to answer the door and it was the postman with a parcel.

- How many minutes of the film had she watched before the postman arrived?
- How many minutes of the film did she have left to watch and what fraction of the film was this?

All answers to the above questions can also be found at the bottom of this document.



Maths – Lesson 5

Challenge 1

Jane is standing in a queue.
 There are 5 people in front of her.
 There are 2 people behind her.
 How many people are in the queue?

Challenge 3

If


$$70 + \text{yellow circle} = 100$$

$$50 + \text{green triangle} = 100$$

$$\text{yellow circle} + \text{green triangle} + \text{blue square} = 100$$

What is the value of the blue square?

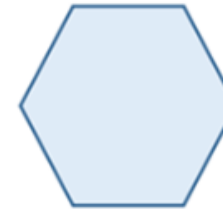
Challenge 2



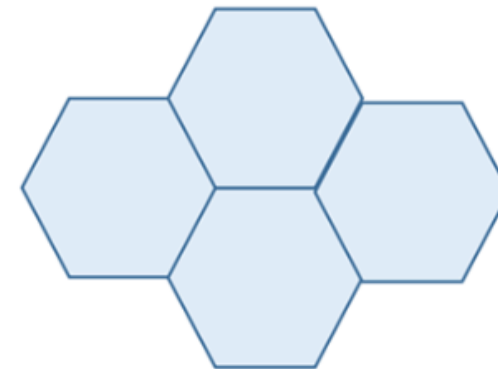
Rosie gives Mo 25 pence.
 How much more money does Rosie have than Mo now?

Challenge 4

The perimeter of this regular hexagon is 42 cm.



Four of these hexagons are put together to make this shape.



What is the perimeter of the shape?

All answers to the above questions can also be found at the bottom of this document.



English – Lesson 1



1. Who had mysteriously disappeared into a river of chocolate?

2. According to the text, why had Mr Wonka originally gone out of business?

3. How many children were lucky enough to enter the chocolate factory?

4. Using information from the text, tick one box in each row to show whether each statement is true or false.

	True	False
The flowers and trees were made of chocolate		
Augustus Gloop did as he was told		
The Oompa Loompas were singing a song		
Charlie Bucket thought the chocolate room was dull and boring.		

5. Which of these is what Mr Gloop said?

Of course I didn't jump in after him! I was wearing my best suit!

I didn't jump in after him! I can't swim!

Of course I didn't jump in after him! I hate the taste of chocolate!

All answers to the above questions can also be found at the bottom of this document.



English – Lesson 2

1. What evidence from the text in the first paragraph suggests that not everyone believes there is a chocolate river?

2. Why do you think the factory is said to be mysterious? Give evidence from the text to support your answer.

3. How do you know that Mrs Gloop thinks her son, Augustus, never does anything wrong?

4. Currently, the race is now on to find Augustus before it's too late. This suggest that...

- a) The factory is about to close.
- b) Something bad might happen to him if they don't find him.
- c) Mrs Gloop needs to find him so she can get to the supermarket before it shuts.

5. Charlie Bucket said: "I was too awestruck to speak." Which of these do you think best reflects his thoughts?



Spellings

Spellings - adding the prefix 'sub' meaning 'under and the prefix 'inter' meaning between or among.

These are the words that you are trying to learn this week:

- subdivide
- subheading
- submerge
- interact
- intercity
- international



All answers to the above questions can also be found at the bottom of this document.



English – Lesson 3

1. Tick the boxes to show which of the following features you would find in a newspaper report.

Tick two.

Setting description	<input type="checkbox"/>
Headline	<input type="checkbox"/>
Verses	<input type="checkbox"/>
Caption	<input type="checkbox"/>

2. Read the first paragraph that contains the '5ws' to find out:

When: _____

Who: _____

Where: _____

What: _____

Why: _____

3. Write a caption for the photograph of Mrs Gurt (George's grandma) bursting out of her roof.

Spellings

Spellings - adding the prefix 'sub' meaning 'under and the prefix 'inter' meaning between or among.

These are the words that you are trying to learn this week:

subdivide

subheading

submerge

interact

intercity

international





4. Find and copy the words in the text to complete these expanded noun phrases:

_____ flowers,

_____ medicine,

_____ caravan,

_____, _____ grandma

5. Which of these quotes can be found in the text?

(there might be more than one!)

a) "I didn't realise my medicine would do this."

b) "I am so relieved she has been rescued!"

c) "I told him be a good boy and not to get up to any mischief!"

All answers to the above questions can also be found at the bottom of this document.



English – Lesson 4



1. What type of punctuation is used to show when someone is speaking?

?	!	“ ”	()
---	---	-----	----

2. Which of these sentences is punctuated correctly?

- a) “Tis very odd. Maybe she is a witch! Very strange, very strange indeed”! reported the local man.
- b) “Tis very odd. Maybe she is a witch! Very strange, very strange indeed! reported the local man.”
- c) “Tis very odd. Maybe she is a witch! Very strange, very strange indeed!” reported the local man.

3. Which of the following words could be used instead of ‘said’ in a newspaper report?

- a) reported
- b) whispered
- c) mumbled

4. Change this sentence into dialogue:

Mrs Kranky reported that she’d only gone shopping into the village.

5. Tick the quote the eye witness made in the newspaper report:

“I didn’t realise my medicine would do this!”	
“She’d have squashed all of my beautiful flowers!”	
“I had no idea this was going to happen!”	

Spellings

Spellings - adding the prefix ‘sub’ meaning ‘under and the prefix ‘inter’ meaning between or among.

These are the words that you are trying to learn this week:

- subdivide
- subheading
- submerge
- interact
- intercity
- international



All answers to the above questions can also be found at the bottom of this document.



Independent Activity

Your task is to read the new extract from Charlie and the Chocolate Factory and write your own news report, there are lots of quotes you could choose to include.



Words to replace 'said':

commented
claimed
reported
stated
exclaimed
declared

Useful phrases:

Eyewitnesses say...
 It appears that...
 It has been reported...
 According to...
 Despite this..
 It was discovered that...
 explained to us...
 told our reporter...
 In a statement...
 In an interview with...
 If you have any further information...

Vocabulary you could use:

shocking	peculiar	intense
delicious	brilliant	radiant
beautiful	anxious	unexpected
marvellous	gigantic	curious
distraught	regretful	comical
worried	splendid	alarmed
frustrated	distressed	horrified
terrible	apologetic	determined

First paragraph: think about the 5 W's

Who: Violet Beauregarde

What: Ate blueberry pie chewing gum and turned into a gigantic blueberry

Where: Inside Mr Wonka's chocolate factory

When: During the visit for the five golden ticket winners.

Why: She chewed the gum despite Mr Wonka's warning that it wasn't yet ready for eating.



To be successful...

Feature	Example
Capital letters and full stops	
3rd person	Violet, Mr Wonka, Mr Beauregarde
Adjectives	Shocking, brilliant, purplish-blue
Technical terms	One eye-witness recounts...
Figurative language	As blue as a blueberry, like a balloon
Quotes	"She just started turning violet!" cried Mrs Beauregarde.

Don't forget to think about:

- *Headline, captions, columns*
- *Formal register*
- *Emotive language*
- *Expanded noun phrases to add detail*
- *Adverbs*
- *Correct use of inverted commas for quotes*



GLOOP GLOOP!

Reading Text

Lesson 1 & 2



Augustus last seen floundering in a river of chocolate.

This afternoon, a shocking report has revealed that 9 year old Augustus Gloop has disappeared mysteriously into what is claimed to be a huge river of chocolate, within the walls of a mysterious, closed chocolate factory.

Mr Wonka, who owns the chocolate factory, explained to us that he had decided to open his factory to five lucky children with golden tickets. "This is an important day. Years ago, I went out of business because my jealous competitors sent spies into the factory to learn all of my secrets."

One eye-witness recounts, that Mr Wonka informed the group of lucky children entering the chocolate room not to touch anything. Mr Wonka commented, "Augustus just didn't listen to my instructions – it's his own fault but I can assure you that he'll be fine."

Charlie Bucket, who is one of the lucky children, told our reporter, "When we first entered the chocolate room, I encountered an amazing sight - a gorgeous green valley cut by a brown river, which includes a waterfall. At the base of the waterfall, giant transparent pipes reach into the river, suck the bubbling liquid out of it and carry it away. On both sides of the

river, a variety of trees and flowers grow – but everything is made entirely of chocolate! To begin with, I was too awestruck to speak."

Veruca Salt, who is another child visiting the factory, claimed that she saw peculiar, diminutive people (Oompa-Loompas) who could be involved in the disappearance. "I want one to take home," she told our reporter. Her mother, Mrs Salt, who is a geography teacher, told us, "Mr Wonka's tale, that these creatures were smuggled in from Loompaland, where the jungles are infested with



Writing Text

Lesson 3 & 4

GRANDMA GROWS GIANT!



Events took a turn for the worse when Mrs Gurt started to expand outwards then upwards and eventually out of the roof! According to the police, a pilot in a plane flying overhead was so distracted by the strange sight, he very nearly had to make an emergency landing!

When interviewed by the police, George Kranky stated, "I didn't realise my medicine would do this. I only wanted to make her a bit nicer so I added some extra ingredients into it! I hoped it would turn her into a sweet old lady but unfortunately she's now a gigantic grizzly grandma!"

One eye witness recounts, "It was such a shock. I wondered if she might break out of the house and walk across my garden. Could you imagine? She'd have squashed all of my beautiful flowers!"

Currently, Mrs Gurt's head remains on the outside of her roof and despite their best efforts, local fire fighters are unable to find a solution to the problem. Police are blocking any access to the farm to prevent crowds gathering or any possible attempts to kidnap George and his mysterious medicine.

If you have any further evidence or eye witness accounts, please contact our reporting team.

Mrs Kranky, George's mother, told our reporter "I was only going shopping in the village and I told him be a good boy and not to get up to any mischief - I had no idea this was going to happen!"

Another local man, currently residing in an ancient caravan on the field next to the Kranky's farm, stated, "Tis very odd. Maybe she is a witch! Very strange, very strange indeed!"

Yesterday afternoon, in the small, sleepy village of Dingleby, villagers were left shocked and amazed at the sight of Mrs Gurt exploding out of the roof of Kranky's farm. It has been reported that George Kranky, who is the grandson of Mrs Gurt, had given his grandma a mysterious medicine which had resulted in her growing 10 foot tall.

It is alleged that George, aged 8, was due to give his grandma her regular dose of medicine while his mum, Mrs Kranky, was out shopping. However, instead of using her regular medicine, he decided to add a few extra ingredients.



Writing Text

Lesson 5

Extract from **Charlie and the Chocolate Factory**:



"It isn't ready for eating! It isn't right! You mustn't do it!"

"Blueberry pie and cream!" shouted Violet. "Here it comes! Oh my, it's perfect! It's beautiful! It's ... it's exactly as though I'm swallowing it! It's as though I'm chewing and swallowing great big spoonfuls of the most marvellous blueberry pie in the world!"

"Good heavens, girl!" shrieked Mrs Beauregarde suddenly, staring at Violet, "what's happening to your nose!"

"Oh, be quiet, mother, and let me finish!" said Violet.

"It's turning blue!" screamed Mrs Beauregarde. "Your nose is turning blue as a blueberry!"

"Your mother is right!" shouted Mr Beauregarde. "Your whole nose has gone purple!"

"What do you mean?" said Violet, still chewing away.



"Your cheeks!" screamed Mrs Beauregarde. "They're turning blue as well! So is your chin! Your whole face is turning blue!"

"Spit that gum out at once!" ordered Mr Beauregarde.

"Mercy! Save us!" yelled Mrs Beauregarde. "The girl's going blue and purple all over! Even her hair is changing colour! Violet, you're turning violet, Violet! What is happening to you?"



"I told you I hadn't got it quite right," sighed Mr Wonka, shaking his head sadly.

"I'll say you haven't!" cried Mrs Beauregarde. "Just look at the girl now!"



Everybody was staring at Violet. And what a terrible, peculiar sight she was! Her face and hands and legs and neck, in fact the skin all over her body, as well as her great big mop of curly hair, had turned a brilliant, purplish-blue, the colour of blueberry juice!

8

"It always goes wrong when we come to the dessert," sighed Mr Wonka. "It's the blueberry pie that does it. But I'll get it right one day, you wait and see."

"Violet," screamed Mrs Beauregarde, "you're swelling up!"

"I feel sick," Violet

"Great heavens, girl!" screeched Mrs Beauregarde. "You're blowing up like a balloon!"

"Like a blueberry," said Mr Wonka.

"Call a doctor!" shouted Mr Beauregarde.

"Prick her with a pin!" said one of the other fathers.

"Save her!" cried Mrs Beauregarde, wringing her hands.

But there was no saving her now. Her body was swelling up and changing shape at such a rate that within a minute it had turned into nothing less than an enormous round blue ball — a gigantic blueberry, in fact — and all that remained of Violet Beauregarde herself was a tiny pair of legs and a tiny pair of arms sticking out of the great, round fruit and a little head on top.





Maths – Answers

Lesson 1

- 1a) Any 3 boxes shaded
- 1b) Any 6 boxes shaded
- 1c) The fraction in shape 'a' is a simplified fraction of shape 'b'
- 1d) $\frac{3}{4} = \frac{6}{8}$ They have the same value

2.1) $\frac{1}{4}$

2.2) $\frac{2}{3}$

2.3) $\frac{2}{5}$

2.4) $\frac{9}{17}$

2.5) $\frac{3}{4}$

2.6) $\frac{4}{5}$

Lesson 2



- 1 circle round: a) 1st shape b) 1st & 4th shapes
c) 2nd & 4th shapes
- 2 segments shaded: a) shape 2: 3, shape 3: 3,
shape 4: 4 b) shape 1: 2, shape 2: 4, shape 3: 8

3.1) $\frac{4}{8}$

3.2) $\frac{3}{5}$

3.3) $\frac{12}{16}$

3.4) $\frac{5}{10}$

3.5) $\frac{7}{8}$

3.6) $\frac{8}{12}$

3.7) $\frac{1}{4}$

3.8) $\frac{2}{16}$

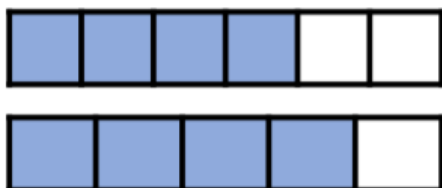


Maths – Answers

Lesson 3



- 1 Complete the sentence using **greater** or **less** to compare the fractions.



$\frac{4}{6}$ is less than $\frac{4}{5}$

- 2 Complete the statements using $<$, $>$ or $=$

$$\frac{2}{5} < \frac{3}{5}$$

$$\frac{11}{13} > \frac{10}{13}$$

$$\frac{6}{7} > \frac{6}{8}$$

$$\frac{37}{40} < \frac{37}{14}$$

- 3 Explain how you know $\frac{5}{3}$ is greater than $\frac{8}{9}$ without drawing a bar model or doing any calculations. $\frac{5}{3}$ is greater than one whole and $\frac{8}{9}$ is less than one whole.

- 4 Complete the statements with a fraction with the same numerator. For example

$$\frac{4}{7} > \frac{4}{8}$$

$$\frac{8}{13} < \frac{8}{12}$$

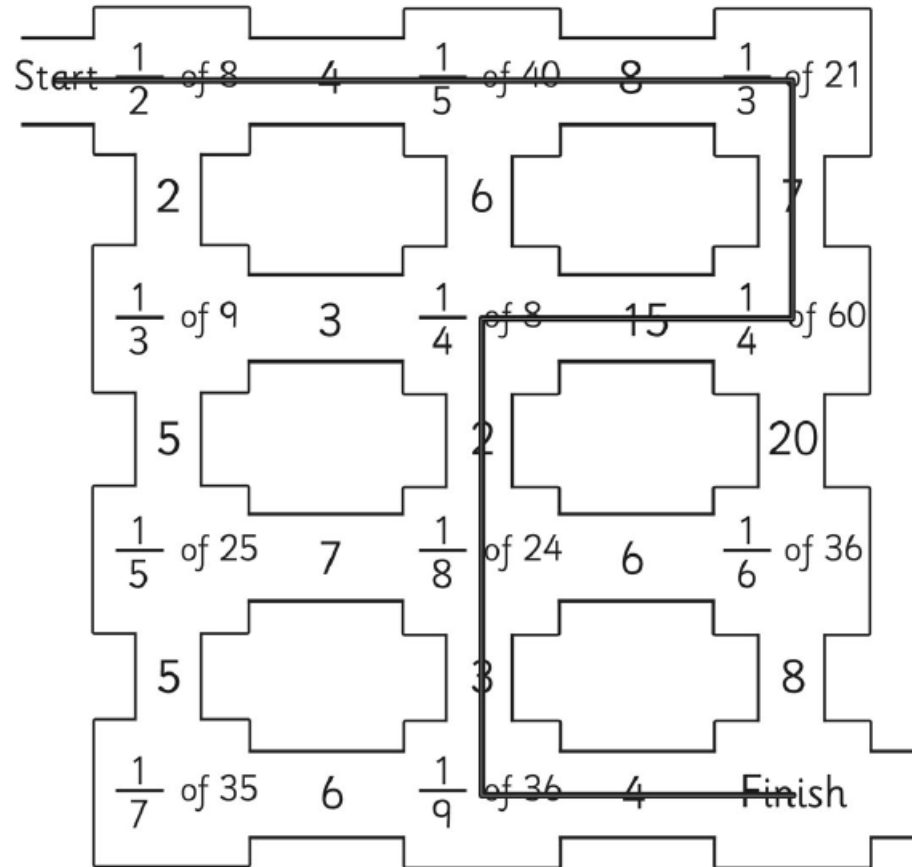
$$\frac{6}{7} < \frac{6}{6}$$

$$\frac{3}{99} > \frac{3}{100}$$



Maths – Answers

Lesson 4



Jane watched a film that was 120 minutes long. $\frac{5}{8}$ of the way through the film, the doorbell rang. She paused the film to answer the door and it was the postman with a parcel.

- a. How many minutes of the film had she watched before the postman arrived? **100 minutes or 1 hour and 40 minutes**
- b. How many minutes of the film did she have left to watch? **20 minutes = $\frac{1}{6}$ or $\frac{20}{120}$ or $\frac{2}{12}$**



Maths – Answers

Lesson 5

Answers

Challenge 1 - 8 people

Challenge 2 - 18 pence

Challenge 3 - The blue square is equal to 20

Challenge 4 - 98 cm

Challenge 5 - 0.4 kg



Reading Answers

Lesson 1

1. Who had mysteriously disappeared into a river of chocolate?

Augustus Gloop

2. According to the text, why had Mr Wonka originally gone out of business?

Because his jealous competitors sent spies into the factory to learn all of his secrets.

3. How many children were lucky enough to enter the chocolate factory?

Five

4. Using information from the text, tick one box in each row to show whether each statement is true or false.

	True	False
The flowers and trees were made of chocolate	<input checked="" type="checkbox"/>	<input type="checkbox"/>
Augustus Gloop did as he was told	<input type="checkbox"/>	<input checked="" type="checkbox"/>
The Oompa Loompas were singing a song	<input checked="" type="checkbox"/>	<input type="checkbox"/>
Charlie Bucket thought the chocolate room was dull and boring.	<input type="checkbox"/>	<input checked="" type="checkbox"/>

5. Which of these is what Mr Gloop said?

Of course I didn't jump in after him! I was wearing my best suit!



Reading Answers

Lesson 2

1. *What evidence from the text in the first paragraph suggests that not everyone believes there is a chocolate river?*

Because it says in the text that Gloop had disappeared mysteriously into what is **claimed** to be a huge river of chocolate.

2. *Why do you think the factory is said to be mysterious?*

Give evidence from the text to support your answer.

Because there are peculiar creatures called Oompa Loompas there and everything is made of chocolate.

3. *How do you know that Mrs Gloop thinks her son, Augustus, never does anything wrong?*

Because she refers to him as 'little darling'.


4. *Currently, the race is now on to find Augustus before it's too late. This suggest that...*

a) *The factory is about to close.*

b) **Something bad might happen to him if they don't find him.**

c) *Mrs Gloop needs to find him so she can get to the supermarket before it shuts.*

5. *Charlie Bucket said: "I was too awestruck to speak." Which of these do you think best reflects his thoughts?*



Wow! I have never seen anything so amazing in my life!



1. Tick the boxes to show which of the following features you would find in a newspaper report. Tick two.

Setting description	<input type="checkbox"/>
Headline	<input checked="" type="checkbox"/>
Verses	<input type="checkbox"/>
Caption	<input checked="" type="checkbox"/>

2. Read the first paragraph that contains the '5ws' to find out:

When: Yesterday afternoon

Who: Mrs Gurt

Where: Kranky's farm in Dingleby

What: Mrs Gurt exploded out of the roof of Kranky's farm.

Why: George had given her some mysterious medicine.

3. Write a caption for the photograph of Mrs Gurt (George's grandma) bursting out of her roof.

Possible answers:

- Terrible times for Mrs Gurt
- Mrs Gurt last seen growing out of the roof!

Writing Answers

Lesson 3

4. Find and copy the words in the text to complete these expanded noun phrases:

beautiful flowers

mysterious medicine

ancient caravan

gigantic, grizzly grandma

5. Which of these quotes can be found in the text? (there might be more than one!)

a) "I didn't realise my medicine would do this."

b) "I am so relieved she has been rescued!"

c) "I told him be a good boy and not to get up to any mischief!"



Writing Answers

Lesson 4

1. What type of punctuation is used to show when someone is speaking?



2. Which of these sentences is punctuated correctly?

- a) "Tis very odd. Maybe she is a witch! Very strange, very strange indeed"! reported the local man.
- b) "Tis very odd. Maybe she is a witch! Very strange, very strange indeed! reported the local man."
- c) "Tis very odd. Maybe she is a witch! Very strange, very strange indeed!" reported the local man.

3. Which of the following words could be used instead of 'said' in a newspaper report?

- a) reported
- b) whispered
- c) mumbled

4. Change this sentence into dialogue:

Mrs Kranky reported that she'd only gone shopping into the village.

"I had only gone shopping into the village," reported Mrs Kranky.

5. Tick the quote the eye witness made in the newspaper report:

"I didn't realise my medicine would do this!"	
"She'd have squashed all of my beautiful flowers!"	✓
"I had no idea this was going to happen!"	



Writing Self-Assessment

Lesson 5

Complete the checklist yourself and remember to take a photo and send it to your class teacher on Dojo.

Feature	Example
Capital letters and full stops	
3rd person	Violet, Mr Wonka, Mr Beauregarde
Adjectives	Shocking, brilliant, purplish-blue
Technical terms	One eye-witness recounts...
Figurative language	As blue as a blueberry, like a balloon
Quotes	"She just started turning violet!" cried Mrs Beauregarde.

Don't forget to be proud of your hard work and share it!

- Share it with someone in your household
- Use technology to share it with a distant family member or friend

Finally, read your first draft and edit and improve it. Use this checklist to see if you have included all of the key features that are found in a newspaper report.