



Orchard Head Year 6: Home Learning Schedule

W/C 6 th July	Monday	Tuesday	Wednesday	Thursday	Friday
Maths	Lesson 1: Metric measures	Lesson 2: Convert metric measures	Lesson 3: Calculate with metric measures	Lesson 4: Miles and kilometres	Lesson 5: Imperial measures
Suggested timing: 45 mins per lesson	In this lesson, you will learn how to read, write and recognise all metric measures for length, mass and capacity.	In this lesson, you will use your skills of multiplying and dividing by 10, 100 and 1,000 when converting between units of length, mass and capacity.	In this lesson, you will use and apply your conversion skills to solve measurement problems.	In this lesson, you will learn that 5 miles <i>is approximately</i> equal to 8 km. You will use this fact to find approximate conversions from miles to km and from km to miles.	In this lesson, you will learn how to use imperial facts to perform related conversions, both within imperial measures and between imperial and metric.
<p style="text-align: center;">This week our focus is:</p> <p style="text-align: center;">Measures: Converting Units</p> <p>We have produced a 'pre-teach' video to introduce this week's learning in maths. We recommend watching the video before commencing Lesson 1. Please click here to view this.</p>	<p>Click here to find task sheets to support your learning.</p> <p>Click here for a tutorial.</p>	<p>Click here to find task sheets to support your learning.</p> <p>Click here for a tutorial.</p>	<p>Click here to find task sheets to support your learning.</p> <p>Click here for a LENGTH tutorial.</p> <p>Click here for a CAPACITY tutorial.</p>	<p>Click here to find task sheets to support your learning.</p> <p>Click here for a tutorial.</p>	<p>Click here to find task sheets to support your learning.</p> <p>Click here for a tutorial.</p>
<p>Remember to log in to TTRockstars each week to practise your times tables. There will also be a Friday Arithmetic and Family Maths Challenge.</p>					
<p style="font-size: large; font-weight: bold;">Remember to share your learning on ClassDojo!</p> <p>Take a photo of your work and upload it to the Portfolio section for your teacher to see.</p>					
English	Lesson 1: Information Leaflet – Reading Comprehension	Lesson 2: Information Leaflet – Reading Comprehension	Lesson 3: Information Leaflet – Identifying Key Features	Lesson 4: Information Leaflet – (SPaG) Writing Formally	Lesson 5: Writing an Information Leaflet
Suggested timing: 45 mins per lesson	In this lesson, you will learn how to understand the meaning of words in context.	In this lesson, you will learn how to understand the meaning of words in context.	In this lesson, you will learn how to identify the key features of an information leaflet.	In this lesson, you will practise writing formally.	In this lesson, you will apply your understanding from throughout the week to write your own information leaflet.
<p style="text-align: center;">This week our text type is:</p> <p style="text-align: center;">An Information Leaflet</p> <p>We have produced a 'pre-teach' video to introduce this week's learning in English. We recommend watching the video before commencing Lesson 1. Please click here to view this.</p>	<p>Click here to find slideshows, videos and task sheets to support your learning</p>	<p>Click here to find slideshows, videos and task sheets to support your learning.</p>	<p>Click here to find slideshows, videos and task sheets to support your learning.</p>	<p>Click here to find slideshows, videos and task sheets to support your learning</p>	<p>Click here to find slideshows, videos and task sheets to support your learning</p>
<p>This week's spellings are: co-ordinate, co-operate, co-own, re-enter, re-examine, de-emphasise, pre-existing, ultra-ambitious</p>					
<p>Having any problems with the tasks? Feel free to pop any questions or issues onto our class padlet here!</p>					
<p style="font-size: large; font-weight: bold; color: red;">Join us every afternoon, Monday to Friday, at 2pm click here to take part in a live discussion on Microsoft Teams about the day's learning alongside your classmates and teacher.</p>					



Useful reminders to help you with your maths this week.



Length measures the distance from one point to another.

Weight / Mass is a measurement of how heavy something is.

Capacity is a measure of how much a container can hold.

- **Kilo** comes from a Greek word and means "one thousand"
- **Milli** comes from a Latin word and means "one thousandth"
- Metric = modern system of measurement (m, g, l)
- Imperial = Older system of measurement (feet, stones, pints)
- $\times 10$ $\times 100$ $\times 1\,000$
- $\div 10$ $\div 100$ $\div 1\,000$

Useful conversions to know!

Length

1 centimetre = 0.39 inches
1 foot = 12 inches
1 yard = 3 feet

cm
in
ft
yd

Mass

1 gram = 0.035 ounces
1 kilogram = 2.2 pounds
1 stone = 14 pounds
1 stone = 6.35 kilograms

g
oz
kg
lb
s

Volume

1 litre = 35.19 fluid ounces
1 litre = 1.75 pints
1 litre = 0.21 gallons
1 gallon = 8 pints

l
fl oz
pt
gal

Temperature

1° celsius = 33.8° fahrenheit
0° celsius = 32° fahrenheit

°c
°f

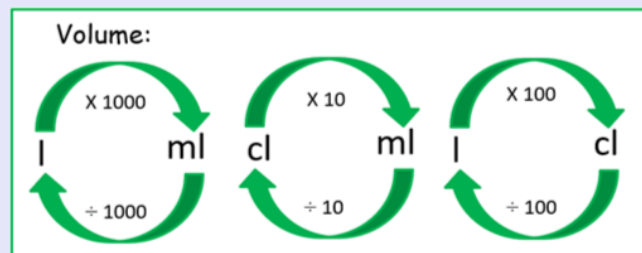
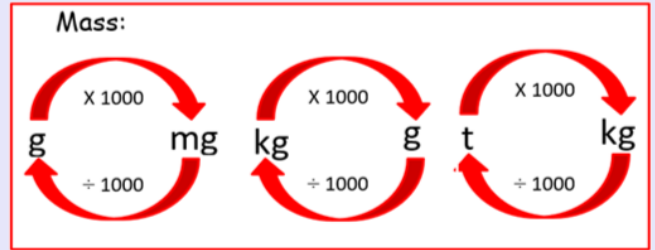
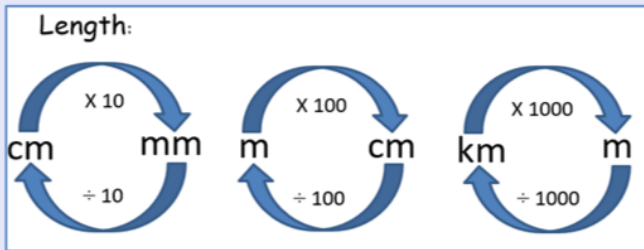
Distance

1 kilometre = 0.62 miles
1 metre = 1.09 yards
1 metre = 3.28 feet

km
m
yd
ft



These conversion diagrams are really useful when converting metric measures.



Multiplying and Dividing by 10, 100 and 1000

10 000	1000	100	10	1	●	$\frac{1}{10}$	$\frac{1}{100}$	$\frac{1}{1000}$
					●			

Multiplying

X 10 digits move LEFT 1 space
 X 100 digits move LEFT 2 spaces
 X 1000 digits move LEFT 3 spaces



Dividing

÷ 10 digits move RIGHT 1 space
 ÷ 100 digits move RIGHT 2 spaces
 ÷ 1000 digits move RIGHT 3 spaces



Click [here](#) to watch a tutorial on the meaning of METRIC and IMPERIAL.

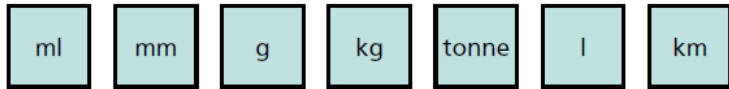
Click [here](#) to watch a MEASUREMENT SONG.

Click [here](#) to access some free measurement CONVERSION CHALLENGES.



Maths– Lesson 1: Metric Measures

1 Sort the metric units into the correct categories.



Mass	Length	Capacity

2 Match the measure to its definition.

length	how much an object weighs
volume	the amount of space enclosed by a container
mass	how much of a solid, liquid or gas an object can hold
capacity	the measurement of something from end to end

3 Circle the most appropriate unit for each item.

a) the mass of an elephant

g kg l tonnes

b) the length of a classroom

cl cm m km

c) the capacity of a water bottle

cm³ m³ ml l

d) the length of a fly

mm cm m mg

4 Circle the best estimate for each item.

a) the capacity of a glass

2 ml 20 ml 200 ml 2,000 ml

b) the length of a rounders bat

50 mm 50 cm 50 m 50 km

c) the mass of a car

1.5 g 1.5 kg 1.5 tonnes 15 kg

d) the length of a football pitch

100 cm 100 m 100 km 100 mm

5 Estimate the length of your classroom. Give units with your answer.



6



It's impossible to measure the school field using centimetres!

Do you agree with Mo? _____

Explain your thinking.

7

Estimate how much water it would take to fill a bath.



Explain your estimate to a partner.

8

Dora and Ron are estimating the capacity of a jug.



The capacity of a jug is approximately 1 litre.

The capacity of a jug is approximately 600 ml.



They could both be correct.

Talk about why with a partner.

9

Eva is thinking about how to estimate the capacity of a swimming pool.



I know that a metal can holds roughly 200 ml of liquid. So to find out the capacity of a swimming pool, I could just imagine how many cans could fit into it!



Create your own way of estimating the capacity of a swimming pool.

10



I wonder how heavy our school is.

Write a plan to estimate the mass of your school.



Maths– Lesson 2: Convert Metric Measures

1 How many centimetre cubes can you fit along a metre stick?



2 Complete the sentences.

a) There are grams in 1 kilogram.

There are kilograms in one tonne.

b) There are millilitres in 1 litre.

c) There are millimetres in 1 centimetre.

There are centimetres in 1 metre.

There are metres in 1 kilometre.

3 Complete the bar models.



a)

1 km	1 km	1 km	1 km
1,000 m	1,000 m		

There are m in 4 km.

b)

1 kg	1 kg	1 kg	1 kg	1 kg	1 kg	$\frac{1}{2}$ kg
1,000 g	1,000 g	1,000 g				

There are g in $6\frac{1}{2}$ kg.

4 Complete the conversions.

a) 2 kg = g

b) 1 l = ml

5 kg = g

5 l = ml

10 kg = g

11 l = ml

12 kg = g

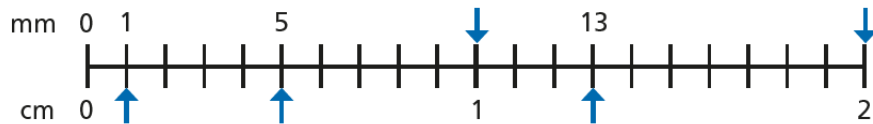
5 A bag of dog food weighs 2.5 kg.

Write this weight in grams.





- 6 What measurements are the arrows pointing to?
Label them on the number line.



- 7 Complete the conversions.

a) $10 \text{ mm} = \square \text{ cm}$ $\square \text{ mm} = 1.1 \text{ cm}$

$11 \text{ mm} = \square \text{ cm}$ $\square \text{ mm} = 10.1 \text{ cm}$

$\square \text{ mm} = 11 \text{ cm}$

b) $2.1 \text{ km} = \square \text{ m}$ $2.01 \text{ km} = \square \text{ m}$

$2.001 \text{ km} = \square \text{ m}$ $2.011 \text{ km} = \square \text{ m}$


- 8 Write $>$, $<$ or $=$ to complete the statements.

a) $100 \text{ m} \bigcirc 1 \text{ km}$ b) $5.1 \text{ l} \bigcirc 5,100 \text{ ml}$

$10 \text{ m} \bigcirc 10 \text{ cm}$ $607 \text{ l} \bigcirc 0.607 \text{ ml}$

$10.1 \text{ mm} \bigcirc 101 \text{ cm}$ $0.05 \text{ l} \bigcirc 5 \text{ ml}$

- 9 Dora and Amir are trying to convert 1.05 metres into millimetres.



Dora

You can multiply 1.05 by 100 to convert it into centimetres, then multiply the product by 10 to convert it into millimetres.

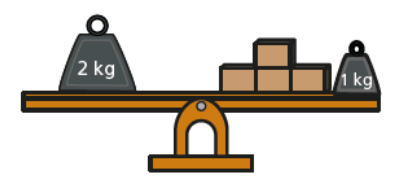
Amir

You can just multiply 1.05 by 1,000!



Who do you agree with? _____
Explain your thinking.

- 10 What is the mass of one of the boxes?
Give your answer in grams.

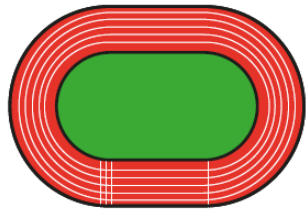


- 11 There are 1,000 kg in one tonne.
a) How many grams are there in one tonne?
b) A car weighs 1.3 tonnes.
Write the weight of the car in grams.



Maths– Lesson 3: Calculate with metric measures

1 An Olympic racetrack is 400 metres all the way around.



a) Jack runs 2 laps.

How far does Jack run?

 m

b) Rosie runs 3 laps.

How far does Rosie run?

Write your answer in metres and kilometres.

 m km

c) Amir runs 4 km.

How many laps does Amir run?

d) Eva runs 10 km.

How many laps does Eva run?

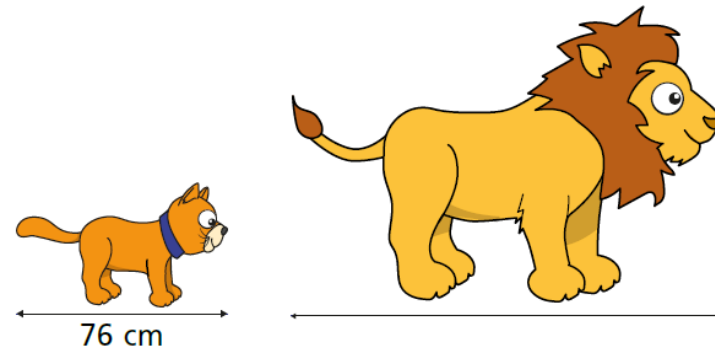
2 Mo has 2 litres of orange juice.

He drinks 200 ml.

He then shares the rest equally between 6 glasses.

How much orange juice is poured into each glass?

3 A cat measures 76 cm from its nose to its tail.



The length of a lion is 3 times as long as a cat.

How long is a lion?

Give your answer in **metres**.

$\frac{1}{2}$ kg

4 The length of a swimming pool is 25 m.

Rosie swims 600 m.

Tommy swims 1 km.

How many more lengths did Tommy swim than Rosie?

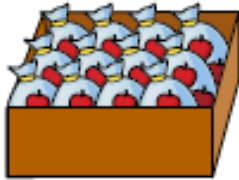
$\frac{1}{2}$ kg



5 A bag of apples weighs 350 g.



A box can hold 12 bags of apples.



What would be the mass of 20 boxes of apples?

Give your answer in kilograms.

6 Dani is collecting rainwater in a 1-litre jug.

On Monday, she collects 220 ml of water.

On Tuesday, she collects a quarter of a litre of water.

At the end of Wednesday, Dani sees she only needs another 0.1 litres until her jug is full.

How much water did Dani collect on Wednesday?

7 Jack wants to find out the mass of his suitcase.

Jack weighs 34.5 kg.

He steps onto the scales and it shows 47 kg and 200 g.

How heavy is his suitcase?



8 A bag contains 200 sweets.

Each sweet weighs 1.5 g.

The bag itself weighs 16 g.

Huan has some bags of sweets. The total mass is 1.264 kg.

How many bags of sweets does Huan have?

9 Here is a recipe for 8 cupcakes.

a) Complete the recipe for 24 cupcakes.

Cupcakes (makes 24)

butter

sugar

eggs

vanilla extract

flour

milk

Cupcakes (makes 8)

100 g butter

100 g sugar

2 eggs

1 tsp vanilla extract

120 g flour

4 tbsp milk

b) Mo has half a kilogram of butter and plenty of the other ingredients.

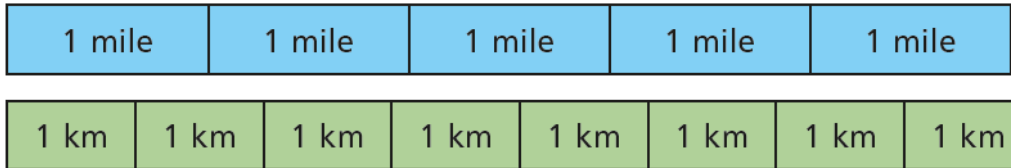
What is the greatest number of cupcakes he can make using this recipe?



Maths– Lesson 4: Miles and Kilometres

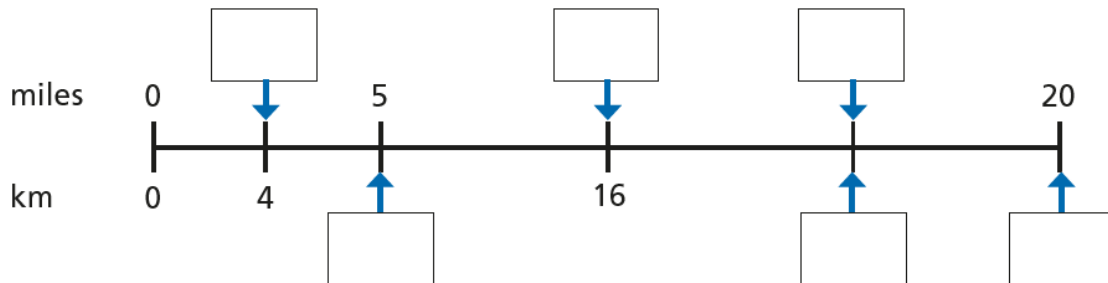
1 Tick the statements that are true.

Use the bar model to help you.



- a) 5 miles is approximately equal to 8 kilometres.
- b) 1 mile is longer than 1 kilometre.
- c) 2 kilometres is longer than 1 mile.
- d) 2 kilometres is longer than 2 miles.

2 Fill in the missing numbers on the number line.




3 Complete the conversions.

- a) 5 miles \approx kilometres
- 10 miles \approx kilometres
- 15 miles \approx kilometres
- b) miles \approx 16 kilometres
- mile \approx 1.6 kilometres
- miles \approx 0.8 kilometres

4 Complete the conversions.

- a) miles \approx 160 km
- b) 45 miles \approx km
- c) \approx 640 km
- d) 95 miles \approx km
- e) 7.5 miles \approx km
- f) 2 miles \approx km

5  If 5 miles is approximately 8 kilometres, then 10 miles is approximately 13 kilometres.

$+ 5 \left\{ \begin{array}{l} 5 \text{ miles} \approx 8 \text{ km} \\ 10 \text{ miles} \approx 13 \text{ km} \end{array} \right. + 5$

Explain Whitney's mistake.



6 A marathon is approximately 26.2 miles.
How far is this in kilometres?

7 The maximum speed limit on residential roads in the UK is 30 miles per hour.

In France, the maximum speed limit on residential roads is 50 kilometres per hour.



a) Which country has the higher speed limit for these roads?

b) What is the difference between the speed limits in miles per hour?

8 Esther cycles 70 miles over 4 days.
On day 1 she cycles 14 miles.
On day 2 she cycles 32 km.
On day 4 she cycles twice as far as she does on day 3
How far does she cycle on day 4?

Give units with your answer.

9 Use a map of your local area.
Find something that is approximately:
a) 1 mile away from your school

b) 1 km away from your school

c) 5 miles away from your school

d) 5 km away from your school





Maths– Lesson 5: Imperial Measures

1 Sort the measures into the table.

The first one has been done for you.

gram	pound	ounce	foot
kilogram	centimetre	inch	stone
gallon	millilitres	litres	kilometres

	Metric	Imperial
Mass	gram	
Capacity		
Length		

2 Fill in the missing numbers.

a) 1 foot is equal to inches.

1 inch is approximately centimetres.

b) 1 pound is equal to ounces.

1 stone is equal to pounds.

c) 1 gallon is equal to pints.



3 Complete the conversions.

a) 1 foot = inches

2 feet = inches

10 feet = inches

20 feet = inches

15 feet = inches

b) 1 gallon = pints

gallons = 40 pints

gallons = 48 pints

gallons = 960 pints

4 The world's tallest man was 8 feet and 11 inches tall.

a) What was his height in inches? inches

b) Approximately how tall was he in centimetres? cm

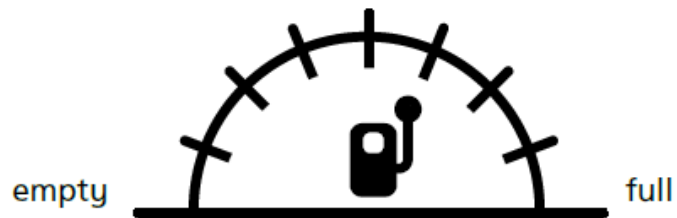


- 5
- 1 pound = 16 ounces
- 1 stone = 14 pounds

Given these facts, how many ounces are in 1 stone?

- 6 Mr White's car has a fuel tank that can hold 16 gallons of petrol.
a) His tank is a quarter full.

Draw an arrow to show how much petrol is in his tank.



b)



Mr White needs another 96 pints of petrol to fill his tank.

Is Annie correct? _____

Show your working out to support your answer.

- 7 Design a poster that could help someone remember the different imperial units and their conversions.





Arithmetic Challenge

1 $901 + 100 =$

1 mark

2 $77 \times 7 =$

1 mark

3 $5.7 + 0.6 =$

1 mark

4 = $5489 + 443$

1 mark

5 $24 \times 4 =$

1 mark

6 $144 \div 12 =$

1 mark

All answers are included at the end of this pack.



7 $319 - 40 =$



1 mark

8 $2.5 + 0.004 =$



1 mark

9 $456 \times 0 =$



1 mark

10 $\frac{8}{15} - \frac{4}{15} =$



1 mark

11 $= 9^2$



1 mark

12 $66.43 \div 10 =$



1 mark



13 $572 - 89.9 =$

1 mark

14 $3500 \div 7 =$

1 mark

15 $7291 + 6304 =$

1 mark

16 $\frac{1}{5} + \frac{2}{5} + \frac{2}{5} =$

1 mark

17 $2.15 \times 7 =$

1 mark


18 30% of 2400 =

1 mark

All answers are included at the end of this pack.




19 $100 \times 1000 =$




1 mark

20 $600 \times 4 =$




1 mark

21 $9352 \div 5 =$



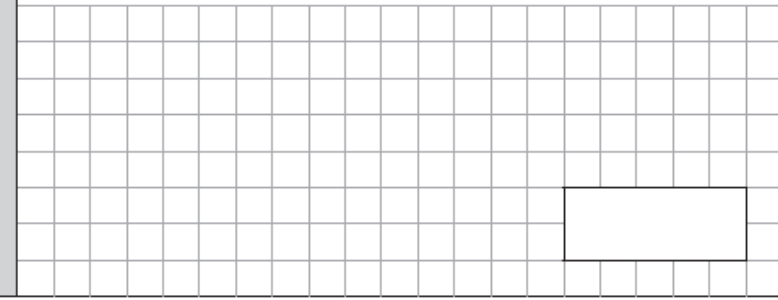
1 mark

22 $20\,000 - 1600 =$



1 mark

23 $44.6 - 8.92 =$



1 mark



24 $18 \times 82 =$

$$\begin{array}{r} 18 \\ \times 82 \\ \hline \end{array}$$



2 marks

25 $210\,483 - 67\,928 =$



1 mark

26 $3146 \div 13 =$

$$13 \overline{) 3146}$$



2 marks

27 $\frac{1}{6} \times \frac{2}{3} =$



1 mark

All answers are included at the end of this pack.



32 $3598 \div 14 =$

1 4 | 3 5 9 8

2 marks

33 $1\frac{3}{4} + \frac{9}{10} =$

1 mark

34 $\frac{3}{4} \div 5 =$

1 mark

35 95% of 380 =

1 mark

36 $\frac{7}{8} - \frac{1}{3} =$


1 mark



Maths Bonus Challenges!

It is that time of the week! Click [here](#) to work with your family on these maths problems.

Do as many as you can and help each other out!




If you just fancy having a go on your own:

As a rough guide of difficulty level:

- **Challenge 1 and 2** are suitable for ages 5 to 7.
- **Challenge 3 to 6** are suitable for ages 7 to 11.
- **Challenge 7 to 10** are suitable for ages 11 to 15.



We want everyone to get involved with challenge day, so work together to solve as many as you can and share your solutions!





Challenge 3

Amir is dividing a 2-digit number by 3.
His answer is a whole number.

$$\boxed{2}\boxed{} \div \boxed{3}$$

What could the missing digit be?

Challenge 4

Lewis makes a repeating pattern with some shapes.



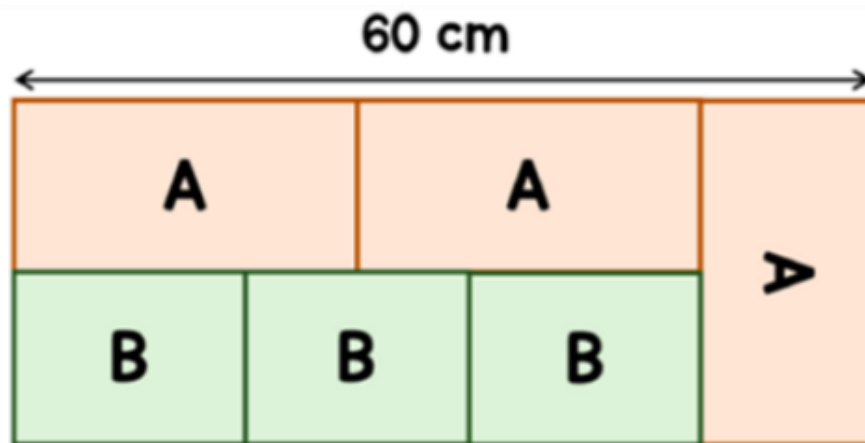
Lewis repeats the pattern.

What is the shape in the 50th position?

Challenge 5

A large rectangle is made up of smaller rectangles, labelled A and B.
The length of A is double the width of A.

Find the area of one of the rectangles labelled B.



Challenge 6

Mina buys 3 pizzas and a bottle of cola.

A pizza costs £3.20 more than a bottle of cola.

The total cost of the items is £19.40

How much does a pizza cost?





English – Spellings

Spelling focus: To accurately use and spell words that have a hyphen.

Remember to ... **Look, cover, say, write and then check!**









	Monday	Tuesday	Wednesday	Thursday	Friday
<i>co-ordinate</i>					
<i>co-operate</i>					
<i>co-own</i>					
<i>re-enter</i>					
<i>re-examine</i>					
<i>de-emphasise</i>					
<i>pre-existing</i>					
<i>ultra-ambitious</i>					

Use the first column example words to go over the letters and practise your handwriting joins.

Practise your spelling each day and complete a task from the suggested spelling activities below.



SPELLING MENU





<p>1. ABC Order</p>  <p>Write all of your spelling words in alphabetical (ABC) order.</p>	<p>2. Word Parts</p> <p>Write your words. Then use a coloured pencil to divide the words into syllables. e.g. jumping caterpillar</p>	<p>3. Other Handed</p> <p>Write each word 5 times, switching the hand you write it with each time. Say the word as you spell it.</p>	<p>4. Vowel Spotlight</p> <p>Write your words using one colour for the vowels and another colour for the consonants. (vowels: a, e, i, o, u)</p>
<p>5. Use Technology</p> <p>Type out your spelling words on the computer. Try to use at least 4 different fonts.</p> 	<p>6. Pyramid Words</p> <p>s sp spe spel spell spelli spelling spelling</p> <p>(or make them boat shaped, star, smiley face, etc.)</p>	<p>7. "Ransom" Words</p> <p>"Write" your words by cutting letters out of a newspaper or magazine and gluing the letters on a piece of paper to spell your words.</p> 	<p>8. Rainbow Words</p> <p>Write your spelling words with coloured pencils. Make each letter a different colour.</p> 
<p>9. Scrambled Words</p> <p>Write your words. Then write them again with the letters mixed up. Can you unscramble them again the next day? e.g. watch - cwhta</p>	<p>10. Silly Sentences</p> <p>Write 3 or more sentences that use all your spelling words.</p> 	<p>11. Prefixes and Suffixes</p> <p>Underline the prefixes and suffixes in the words you are learning. Make sure you know what they mean. e.g. <u>im</u>portant happi<u>ness</u></p>	<p>12. Word Search</p> <p>Create your own word search with your spellings. Show the answers to your puzzle in a different colour.</p> 
<p>13. Flashcards</p> <p>Make and practice with flashcards. Put the word on one side and definition (meaning) on the other.</p> 	<p>14. Picture & a Story</p> <p>Draw a picture defining each word. Write a sentence about your picture using the word.</p>	<p>15. Words without Vowels</p> <p>Write all of your words replacing vowels with a line. Go back and see if you can fill in the vowels. e.g. q--st--n = question</p>	<p>16. Train Words</p> <p>Write the entire list end-to-end as one long word. Write each new word in a different colour. e.g. trainbackstop</p>
<p>17. Write a Story, Poem or Song with Words</p> <p>Write a story using all your spelling words. Underline the words you used.</p>	<p>18. Bubble Letters</p> <p>Write your spelling words out in bubble writing.</p> 	<p>19. Words Within Words</p> <p>Write each spelling word and then write at least 2 words made from that word. e.g. catch - cat, hat</p>	<p>20. Picture words</p> <p>Draw a picture and hide your spelling words in the picture.</p>



English – Lesson 1: Reading Comprehension – Meaning of words in context




How to answer...

- Read the question twice **x2**
- WWW - Who? What? Where? **WWW**
- Find the right page/section 
- Skim and scan the area for the key information 
- Read around the information 
- Write down your answer 
- Check - does it make sense? 



Word Meaning

- Read the word aloud
- Read the word in the context of the sentence
- Can you work out the word class?
- Could you replace the word with a synonym?
- What is the root word?
- Check in a dictionary





English – Lesson 1: Reading Comprehension: Independent Task

Read each of the following extracts and answer the each set of questions carefully:



Text: Biomes in North America

Coniferous Forest Biome

The Coniferous forest biome is typically characterised by a wide range of coniferous trees, such as pine, fir and spruce. The average temperature in this region in winter is as low as -10 °C, while the average rainfall in this region ranges between 35 – 75 cm. A variety of herbivorous animals inhabit this region and feed on the leaves of coniferous trees that grow here in abundance. These animals either hibernate or migrate in the cold season moving to warmer parts of the continent to protect themselves from the harsh climate. Where there are herbivores, there are carnivores too - the wolf is the primary land carnivore in this area of the USA, with Brown and Grizzly bears being omnivores.

Questions

- 1) Find the word which means the same as occupy.
- 2) Which of the following would be the best definition of **migrate**?
 - a) Merge together
 - b) Move from a region
 - c) Transfer something
 - d) Settle in one place

Biomes in North America

Prairie Biome

Also known as the North American prairie, the area is mainly characterised by a wide variety of plants and grasses. Spanning an area of 2.25 million square kilometres, these grasslands experience annual rainfall of 32 – 55 cm. The plant species found in this region include big bluestem grass, blue grama grass and buffalo grass. The animal species include bobcats, Prairie dogs, coyotes, the American bald eagle and badgers. At one point in time, the bison was found in abundance, however now it finds itself on the verge of extinction, courtesy of large-scale hunting.

Questions

- 3) Which word in the text means yearly?
- 4) '*finds itself on the **verge** of extinction...*'
What does the word verge mean in this sentence?
- 5) '*At one point in time, the bison was found in abundance, however now it finds itself on the verge of extinction, courtesy of large-scale hunting.*'
Which word in this sentence tells you that there was once a great number of bison?



English – Lesson 2: Reading Comprehension – meaning of words in context

Welcome to Great Britain

Great Views and Terrific Scenery

The forces of nature (wind, sea and ice) have combined to give this relatively small, island kingdom, an amazing variety of biomes - all within reasonably short distances of each other. It boasts an astonishing diversity of landscapes: moors, mountains, glens, lakes, fields and endless miles of craggy coastline. Throw in fifteen national parks, numerous nature reserves and countless beauty spots, and it all adds up to a nonstop inspirational panorama. Tramp the hills, cycle the lanes, bask on the beaches and wander the cliffs – the great British countryside has so much to offer.

Welcome to Great Britain

Urban Adventures in Great Cities and Towns

If you were travelling around Britain it would not take long to realise that it is quite an eccentric country. Since time immemorial, this has been a country determined to do things its own way: in art, architecture, literature, engineering, music, politics and comedy, the British – unconventional and unusual - just never seem happy to follow the herd! And everybody knows that London is one of the world's greatest cities, but it is just the tip of the iceberg. The cities and towns of Britain have a lot to offer visitors—from the hip, indie scene of Manchester to the amazing Balti food of Birmingham, from the dreaming spires of Oxford and medieval passageways of York to the lively art scenes of Glasgow. Edinburgh Castle looks down on the vibrant capital of Scotland whilst Liverpool rides a tide of history beside the Mersey. The question is: when are you grabbing your camera and setting off to this action-packed destination?

Reviews of Great Britain

“One did visit the fine country of Great Britain numerous years ago. It was one of the finest destinations my wife and I have ever travelled to: the countryside was simply spectacular; the city of London was breathtaking and the museums were exquisite. It is a country one wishes to visit again in the not too distant future.” Tarquin (45) from Toronto (Canada).

“It. Was. Amazing! I was blown-away by how brill the place was! The people there were so friendly and the places we visited were fantastic – Manchester, London and Brighton– are places I’ll never forget. Because of how awesome it was, I would definitely recommend going.” Abby (36) from Texas (U.S.A).



Use the same techniques as shown for lesson one to answer the following questions:

Questions

- 1) *'It boasts an astonishing diversity of landscapes...'*
Which of the following could NOT replace diversity in this sentence?

variety similar contrast different

- 2) In the section titled 'Urban Adventures in Great Cities and Towns',
Which word in the text means something very old or something that
started a long time ago?

- 3) In the paragraph beginning 'If you were travelling...' find **2** words in the
text that are synonyms of each other that mean strange or uncommon.

- 4) *'Edinburgh Castle looks down on the **vibrant** capital of Scotland...'*
Which of the following words is an antonym of vibrant?

lively dynamic dull exciting

- 5) Read the section '**Reviews of Great Britain**'. Find and copy a word
which means the same as extremely beautiful.

- 6) *'One did visit the fine country of Great Britain...'*
Which of the following would be the best word to replace the word
fine in this sentence?

excellent thin nice delicate



English – Lesson 3: Identifying Key Features of an Information Leaflet

Identify and label the **structural features** in the information text “Welcome to Great Britain” below:

1
 Welcome to Great Britain

2
 Introduction
 Great Britain- a spectacular, splendid and stunning destination to visit. It packs so much greatness into its pocket-sized shores: The Tower of London, Edinburgh Castle, Buckingham Palace, Manchester United and The Beatles. Britain does icons like nowhere else on Earth, and this country's astounding range of attractions is a major reason to visit. In this compact nation, you are never too far from a variety of national treasures. Some of your time could be spent appreciating the natural beauty of the countryside; other times, you may decide to admire The Houses of Parliament. Along with variety, a journey through Britain is a journey through history. You can marvel at 5000-year-old Stonehenge or walk the Roman remains of Hadrian's Wall, then fast forward to the future and explore the space-age domes of the Eden Project. Great Britain is the greatest place on Earth!

3
 Great Views and Terrific Scenery
 The forces of nature (wind, sea and ice) have combined to give this relatively small, island kingdom, an amazing variety of biomes - all within reasonably short distances of each other. It boasts an

astonishing diversity of landscapes: moors, mountains, glens, lakes, fields and endless miles of craggy coastline. Throw in fifteen national parks, numerous nature reserves and countless beauty spots, and it all adds up to a nonstop inspirational panorama. Tramp the hills, cycle the lanes, bask on the beaches and wander the cliffs – the great British countryside has so much to offer.

Urban Adventures in Great Cities and Towns

If you were travelling around Britain it would not take long to realise that it is quite an eccentric country. Since time immemorial, this has been a country determined to do things its own way: in art, architecture, literature, engineering, music, politics and comedy, the British – unconventional and unusual - just never seem happy to follow the herd! And everybody knows that London is one of the world's greatest cities, but it is just the tip of the iceberg. The cities and towns of Britain have a lot to offer visitors—from the hip, indie scene of Manchester to the amazing Balti food of Birmingham, from the dreaming spires of Oxford and medieval passageways of York to the lively art scenes of Glasgow. Edinburgh Castle looks down on the vibrant capital of Scotland whilst Liverpool rides a tide of history beside the Mersey. The question is:

when are you grabbing your camera and setting off to this action-packed destination?

Reviews of Great Britain

“One did visit the fine country of Great Britain numerous years ago. It was one of the finest destinations my wife and I have ever travelled to: the countryside was simply spectacular; the city of London was breathtaking and the museums were exquisite. It is a country one wishes to visit again in the not too distant future.” Tarquin (45) from Toronto (Canada).

“It. Was. Amazing! I was blown-away by how brill the place was! The people there were so friendly and the places we visited were fantastic – Manchester, London and Brighton– are places I'll never forget. Because of how awesome it was, I would definitely recommend going.” Abby (36) from Texas (U.S.A).



4



Identify and label the **grammatical features** in the information text “Welcome to Great Britain” below:

Welcome to Great Britain

Introduction

Great Britain- a spectacular, splendid and stunning destination to visit. It packs so much greatness into its pocket-sized shores: The Tower of London, Edinburgh Castle, Buckingham Palace, Manchester United and The Beatles. Britain does icons like nowhere else on Earth, and this country's astounding range of attractions is a major reason to visit. In this compact nation, you are never too far from a variety of national treasures. Some of your time could be spent appreciating the natural beauty of the countryside; other times, you may decide to admire The Houses of Parliament. Along with variety, a journey through Britain is a journey through history. You can marvel at 5000-year-old Stonehenge or walk the Roman remains of Hadrian's Wall, then fast forward to the future and explore the space-age domes of the Eden Project. Great Britain is the greatest place on Earth!

5

7

8

6

Great Views and Terrific Scenery

The forces of nature (wind, sea and ice) have combined to give this relatively small, island kingdom, an amazing variety of biomes - all within reasonably short distances of each other. It boasts an astonishing diversity of landscapes: moors, mountains, glens, lakes, fields and endless miles of craggy coastline. Throw in fifteen national parks, numerous nature reserves and countless beauty spots, and it all adds up to a nonstop inspirational panorama. Tramp the hills, cycle the lanes, bask on the beaches and wander the cliffs - the great British countryside has so much to offer.

10

9

Urban Adventures in Great Cities and Towns

If you were travelling around Britain it would not take long to realise that it is quite an eccentric country. Since time immemorial, this has been a country determined to do things its own way: in art, architecture, literature, engineering, music, politics and comedy, the British unconventional and unusual - just never seem happy to follow the herd! And everybody knows that London is one of the world's greatest cities, but it is just the tip of the iceberg. The cities and towns of Britain have a lot to offer visitors—from the hip, indie scene of Manchester to the amazing Balti food of Birmingham, from the dreaming spires of Oxford and medieval passageways of York to the lively art scenes of Glasgow. Edinburgh Castle looks down on the vibrant capital of Scotland whilst Liverpool rides a tide of history beside the Mersey. The question is: when are you grabbing your camera and setting off to this action-packed destination?

11

13

12

14

Reviews of Great Britain

“One did visit the fine country of Great Britain numerous years ago. It was one of the finest destinations my wife and I have ever travelled to: the countryside was simply spectacular; the city of London was breathtaking and the museums were exquisite. It is a country one wishes to visit again in the not too distant future.” Tarquin (45) from Toronto (Canada).

15

17

“It. Was. Amazing! I was blown-away by how brill the place was! The people there were so friendly and the places we visited were fantastic - Manchester, London and Brighton- are places I'll never forget. Because of how awesome it was, I would definitely recommend going.” Abby (36) from Texas (U.S.A).

16

18

19

All answers are included at the end of this pack.



English – Lesson 4: Writing Formally



Example from the lesson – formality

From **our** legendary landmarks and bustling cities to **our** rolling emerald hills. I think **our** beautiful country of England is an unmissable country of contrasts.

From **the** legendary landmarks and bustling cities to **the** rolling emerald hills. **The** beautiful country of England is an unmissable country of contrasts.

Example from the lesson – formality

After all, where else could you see the **ace** Houses of Parliament or explore Liverpool's **cool** art scene. **Wouldn't** it be **brill** to **chillax** on the beaches of Cornwall?

After all, where else could you see the **spectacular** Houses of Parliament or explore Liverpool's **dynamic** art scene. **It would** be **amazing** to **relax** on the beaches of Cornwall?

Key grammatical features of an information leaflet

Third person

Impersonal tone and contributes to formality.

Formal language

Communicating with a wide audience.

Range of punctuation and clause structures

To keep the reader engaged throughout leaflet and ensure that all information is presented in a way that a reader can understand.



Look at the sentences below about England and complete each of the tasks.

Task 1 Rewrite the sentences below so that the text is in the third person.

Counties in Southeast England include Oxfordshire, Surrey, Sussex and Kent- we call these the Garden of England. I admire the gentle rolling countryside. My favourite national parks are the New Forest and the South Downs.

Task 2 Rewrite the sentences below so that the text is written formally.

Central England- AKA the Midlands- goes back ages to when it was the Anglo-Saxon kingdom of Mercia. It'll amaze you that it covers a massive area including Britain's second largest city Birmingham and Yorkshire with its famous tasty puds.

Task 3 In preparation for the next session, think about a place you would like to write about for your information leaflet. It could be the place where you live, your favourite holiday destination or a place you would like to visit.

Do a bit of research into that place and have a go at writing 2 or 3 sentences in third person and formal language about that place.



English – Lesson 5: Writing an Information Leaflet

Today, you will apply all of the knowledge that you have gained throughout the week, to write your own information leaflet.

Independent task: Using the example information text, the skills you have learnt in the last two lessons and the supporting materials below, you will write your information leaflet about your local area.

Key structural features of an information leaflet

Title

Title introduces content of leaflet.

Subtitles

Introduce each paragraph.

Paragraphs

Paragraphs used to sort ideas.

Image

Visual representation of information in text

Key grammatical features of an information leaflet

Third person

Impersonal tone and contributes to formality.

Formal language

Communicating with a wide audience.

Range of punctuation and clause structures

To keep the reader engaged throughout leaflet and ensure that all information is presented in a way that a reader can understand.

Don't forget to check your written work, produce your neatest presentation (*joined handwriting*) and correct your spellings.

When you have checked and edited your work, please upload it to Class Dojo.





Introduction

Things you could include:

- a general/brief overview of the place
- some key attractions (without going into too much detail about them)

Your subtitle

Things you could include:

- what the landscape is like
- physical features about the place e.g, nature, rivers, mountains, fields etc
- what you could do in these natural resources e.g walking, hiking etc

Your subtitle

Things you could include:

- what the lifestyle is like
- human features about the place e.g, cities, towns, architecture, food, culture etc.
- what you could do in these places e.g. visit famous buildings, go to concerts, taste the local food etc.

Reviews of ...

Things you could include:

- a formal review about the place
- an informal review about the place
- what you enjoyed about the visit
- whether you would go again or recommend to a friend

Things to remember:

- Third person
- Formal language
- Well chosen vocabulary
- Range of punctuation and clauses

Things to remember:

- Third person
- Formal language
- Well chosen vocabulary
- Range of punctuation and clauses

Things to remember:

- Third person
- Formal language
- Well chosen vocabulary
- Range of punctuation and clauses

Things to remember:

- first person (these are quotes from people)
- Inverted commas
- Well chosen vocabulary
- Range of punctuation and clauses



English – Lesson 1: Reading Comprehension – Answers

Questions

- 1) Find the word which means the same as occupy.
inhabit
- 2) Which of the following would be the best definition of **migrate**?
 - a) Merge together
 - b) Move from a region**
 - c) Transfer something
 - d) Settle in one place
- 3) Which word in the text means yearly?
annual
- 4) '*finds itself on the **verge** of extinction...*'
What does the word verge mean in this sentence?
On the edge / About to happen
On the brink of happening / Could happen very soon
- 5) '*At one point in time, the bison was found in abundance, however now it finds itself on the verge of extinction, courtesy of large-scale hunting.*'
Which word in this sentence tells you that there was once a great number of bison?
abundance

Lesson 2: Reading Comprehension - Answers

Questions

- 1) '*It boasts an astonishing diversity of landscapes...*'
Which of the following could NOT replace diversity in this sentence?
variety **similar** contrast different
- 2) In the section titled 'Urban Adventures in Great Cities and Towns', Which word in the text means something very old or something that started a long time ago?
immemorial
- 3) In the paragraph beginning 'If you were travelling...' find **2** words in the text that are synonyms of each other that mean strange or uncommon.
unconventional and unusual
- 4) '*Edinburgh Castle looks down on the **vibrant** capital of Scotland...*'
Which of the following words is an antonym of vibrant?
lively dynamic **dull** exciting
- 5) Read the section '**Reviews of Great Britain**'. Find and copy a word which means the same as extremely beautiful.
exquisite
- 6) '*One did visit the fine country of Great Britain...*'
Which of the following would be the best word to replace the word **fine** in this sentence?
excellent thin nice delicate



English – Lesson 3: Identifying Features – Answers

Task one:

1. Title
2. Subtitle
3. Paragraphs
4. Image

Task two:

5. Third person
6. Fronted adverbial
7. Hyphen to join words to form an adjective
8. Semi-colon to separate two independent clauses
9. Single dash to add extra information
10. Brackets for parenthesis
11. Colon to introduce a list
12. Rhetorical question
13. Dashes for parenthesis
14. Co-ordinating conjunction
15. Formal
16. Informal
17. Semi-colon to separate items in a list
18. Apostrophe for contraction
19. Subordinating clause

Lesson 4: Writing Formally – (Example answers)

Task 1

Rewrite the sentences below so that the text is in the third person.

Counties in Southeast England include Oxfordshire, Surrey, Sussex and Kent- we call these the Garden of England. I admire the gentle rolling countryside. My favourite national parks are the New Forest and the South Downs.

Counties in Southeast England include Oxfordshire, Surrey, Sussex and Kent- **these are called** the Garden of England. **It is known** for its gentle rolling countryside. **There are two treasured** national parks the New Forest and the South Downs.

Task 2

Rewrite the sentences below so that the text is written formally.

Central England- AKA the Midlands- goes back ages to when it was the Anglo-Saxon kingdom of Mercia. It'll amaze you that it covers a massive area including Britain's second largest city Birmingham and Yorkshire with its famous tasty puds.

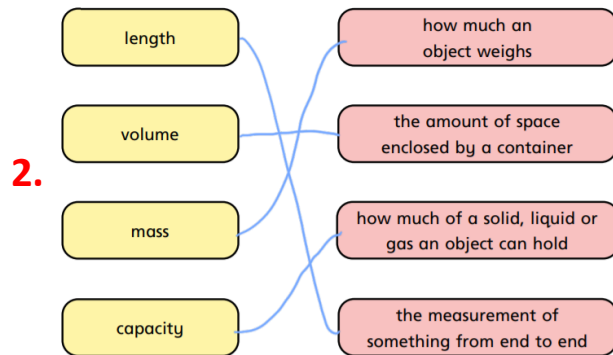
Central England- **also known as** the Midlands- **dates back** to when it was the Anglo-Saxon kingdom of Mercia. **It covers a vast** area including Britain's second largest city Birmingham and Yorkshire with its **renowned puddings**.



Maths – Lesson 1: Metric Measures Answers

1.

Mass	Length	Capacity
g tonne kg	mm km	ml l



3. a) tonnes b) m c) ml d) mm

4. a) 200ml b) 50cm c) 1.5 t d) 100m

5. Various answers- discuss during feedback sessions.

6. It's not impossible, it's just not the most appropriate/efficient method.

7-10. Various answers- discuss during feedback sessions.

Maths – Lesson 2: Convert Metric Measures Answers

1. 100

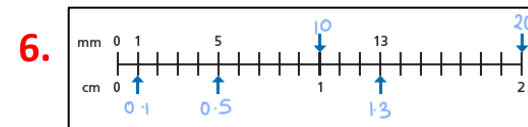
2. a) 1 000 g, 1 000 kg b) 1 000ml c) 10 mm, 100 cm, 1 000 m

3. a)

1 km	1 km	1 km	1 km
1,000 m	1,000 m	1,000m	1,000m

There are 4 000 m in 4 km.

4. a) 2 kg = 2,000 g b) 1 l = 1,000 ml 5. 2 500 g
 5 kg = 5,000 g 5 l = 5,000 ml
 10 kg = 10,000 g 11 l = 11,000 ml
 12kg = 12,000 g



7.

a) 10 mm = 1 cm 11 mm = 1.1 cm
 11 mm = 1.1 cm 101 mm = 10.1 cm
 110 mm = 11 cm

b) 2.1 km = 2,100 m 2.01 km = 2,010 m
 2.001 km = 2,001 m 2.011 km = 2,011 m

8.

a) 100 m < 1 km b) 5.1 l = 5,100 ml
 10 m > 10 cm 607 l > 0.607 ml
 10.1 mm < 101 cm 0.05 l > 5 ml

9. Both 10. 250 g 11. a) 1 000 000 g b) 1 300 000 g



Maths – Lesson 3: Calculate Metric Measures Answers

- a) 800 m b) 1 200 m = 1.2 km c) 10 d) 25
- 300 ml
- 2.28 m
- 16
- 84 kg
- 430 ml
- 12.7 kg
- 4

9. a) Cupcakes (makes 24) b) 40

300g	butter
300g	sugar
6	eggs
3 tsp	vanilla extract
360g	flour
12 tsp	milk

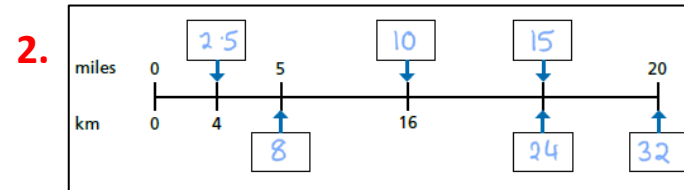
Maths – Lesson 4: Miles and Kilometres Answers

- a) 5 miles is approximately equal to 8 kilometres.

b) 1 mile is longer than 1 kilometre.

c) 2 kilometres is longer than 1 mile.

d) 2 kilometres is longer than 2 miles.



- a) 5 miles \approx 8 kilometres b) 10 miles = 16 kilometres

10 miles \approx 16 kilometres 1 mile = 1.6 kilometres

15 miles \approx 24 kilometres 0.5 miles = 0.8 kilometres

- a) 100 miles \approx 160 km d) 95 miles \approx 152 km

b) 45 miles \approx 72 km e) 7.5 miles \approx 12 km

c) 400 \approx 640 km f) 2 miles \approx 3.2 km

- 41.92km 7. a) France b) 1.25mph

- 24 miles 9. Various answers



Maths – Lesson 5: Imperial Measures Answers

1.

	Metric	Imperial
Mass	gram kilogram	pound ounce stone
Capacity	millilitres litres	gallon
Length	centimetre kilometres	foot inch

2.

Fill in the missing numbers.

a) 1 foot is equal to inches.

1 inch is approximately centimetres.

b) 1 pound is equal to ounces.

1 stone is equal to pounds.

c) 1 gallon is equal to pints.

3. a) 1 foot = inches

2 feet = inches

10 feet = inches

20 feet = inches

15 feet = inches

b) 1 gallon = pints

gallons = 40 pints

gallons = 48 pints

gallons = 960 pints

4. a) 107 inches

b) 243.84 cm

5. 224 ounces

6. a)

Draw an arrow to show how much petrol is in his tank.



7. Please share your posters on Dojo!



b) Annie is correct



Maths – Arithmetic Challenge Answers

question	answer	marks
1	1001	1
2	539	1
3	6.3	1
4	5932	1
5	96	1
6	12	1
7	279	1
8	2.504	1
9	0	1
10	$\frac{4}{15}$	1
11	81	1
12	6.643	1
13	4821	1
14	500	1
15	13 595	1
16	$\frac{5}{5}$ or 1	1
17	15.05	1
18	720	1
19	100 000	1
20	2400	1
21	1870.4 or 1870r2	1

question	answer	marks
22	18 400	1
23	35.68	1
24	1476	2
25	142 555	1
26	242	2
27	$\frac{1}{9}$	1
28	$49\frac{1}{2}$	1
29	65 946	2
30	$\frac{1}{10}$	1
31	30	1
32	257	2
33	$2\frac{13}{20}$	1
34	$\frac{3}{20}$	1
35	361	1
36	$\frac{13}{24}$	1
		Total 40



Family Challenge Answers

- Challenge 1 - 2 cm
- Challenge 2 - B
- Challenge 3 - 1, 4 and 7
- Challenge 4 - Yellow circle
- Challenge 5 - 192 cm²
- Challenge 6 - £5.65
- Challenge 7 - 40 litres
- Challenge 8 - 5
- Challenge 9 - 1/4
- Challenge 10 - 40%

